

Evolant® Solutions

Outdoor Cable Catalog



CORNING
Discovering Beyond Imagination


Corning
Cable Systems



Evolant® Duct - Cable A-DQ(ZN)2Y...LG

Stranded Loose Tube Design, Non-Metallic, Dry Core

Evolant® Solution Products
Product Description

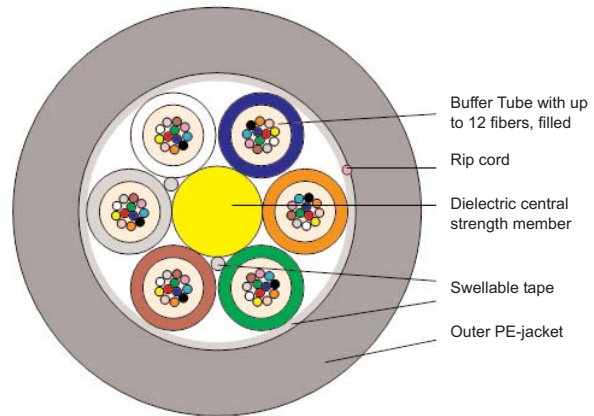


Application

- Blowing into duct systems
- Pulling into duct systems
- Laying in concrete channels
- Laying on cable racks

Features

- Single-layer stranded construction (up to 144 fibers)
- Double-layer stranded construction (>144 fibers, up to 288 fibers)
- Non-metallic construction
- No problems with grounding or potential equalization
- Dry core construction
- Particularly light, thin and robust cable
- Also available with LSZH jacket



Temperature Range

- Installation and assembly -5 °C to +50 °C
- Operation -30 °C to +70 °C
- Transport and storage -40 °C to +70 °C

Test Procedures to IEC 60793-1, 60794-1-2

- Tensile strength
- Impact resistance
- Crush resistance
- Bending characteristics
- Temperature cycling
- Water penetration

Standard Attenuation Values

(for standard single-mode fiber according to ITU-T G.652.D)

- 1310 nm: 0,36 dB / km
- 1550 nm: 0,22 dB / km

Telcordia Color Code For Fibers / Fiber Units (Bellcore)

1 Blue	5 Grey	9 Yellow
2 Orange	6 White	10 Violet
3 Green	7 Red	11 Pink
4 Brown	8 Black	12 Turquoise

Ordering number	Type designation	Number of fibers	Fibers per loose buffer tube	Number of loose buffer tubes	Number of stranding elements	OuterØ (mm)	Net weight (kg/km)	Max. tensile load during installation (N)	Min. bending radius during installation (mm)
FWLT01-S0012-U001	A-DQ(ZN)2Y 1x12	12	12	1	6	11.2	91	2700	170
FWLT01-S0024-U001	A-DQ(ZN)2Y 2x12	24	12	2	6	11.2	91	2700	170
FWLT01-S0036-U001	A-DQ(ZN)2Y 3x12	36	12	3	6	11.2	91	2700	170
FWLT01-S0048-U001	A-DQ(ZN)2Y 4x12	48	12	4	6	11.2	91	2700	170
FWLT01-S0060-U001	A-DQ(ZN)2Y 5x12	60	12	5	6	11.2	91	2700	170
FWLT01-S0072-U001	A-DQ(ZN)2Y 6x12	72	12	6	6	11.2	91	2700	170
FWLT01-S0096-U001	A-DQ(ZN)2Y 8x12	96	12	8	8	12.7	125	2700	195
FWLT01-S0120-U001	A-DQ(ZN)2Y 10x12	120	12	10	10	14.3	155	2700	215
FWLT01-S0144-U001	A-DQ(ZN)2Y 12x12	144	12	12	12	16.0	190	2700	245
FWLT01-S0192-U001	A-DQ(ZN)2Y 16x12	192	12	16	18	16.6	190	2700	250
FWLT01-S0216-U001	A-DQ(ZN)2Y 18x12	216	12	18	18	16.6	190	2700	250
FWLT01-S0288-U001	A-DQ(ZN)2Y 24x12	288	12	24	24	18.9	250	2700	285

Other attenuation values, fiber counts, fiber types, cable designs and color codes on request.


Corning Cable Systems GmbH & Co. KG · Rotherstrasse 21 · 10245 Berlin, Germany
Fax: +49 30 5303 2334 · emea.cs@corning.com · <http://www.corning.com/cablesystems>

Corning Cable Systems reserves the right to improve, enhance and modify the features and specifications of Corning Cable Systems' products without prior notification. Evolant is a registered trademark of Corning Cable Systems Brands, Inc. Discovering Beyond Imagination is a trademark of Corning Incorporated. All other trademarks are the properties of their respective owners. Corning Cable Systems is ISO 9001 certified. © 2006 Corning Cable Systems. All rights reserved. Published in the EU. June 2006

Evolant® Duct - Cable A-DQ(BN)2Y...LG

Stranded Loose Tube Design, Non-Metallic, Dry Core, Rodent Resistant

Evolant® Solution Products
Product Description



Application

- Pulling into duct systems
- Laying in concrete channels
- Laying on cable racks
- In areas with rodents
- Direct buried in sand beds

Features

- Single-layer stranded construction (up to 144 fibers)
- Double-layer stranded construction (>144 fibers, up to 288 fibers)
- Non-metallic construction
- No problems with grounding or potential equalization
- Dry core construction
- Laminated glass-yarns for improved rodent resistance
- Particularly light, thin and robust cable
- Also available with LSZH jacket

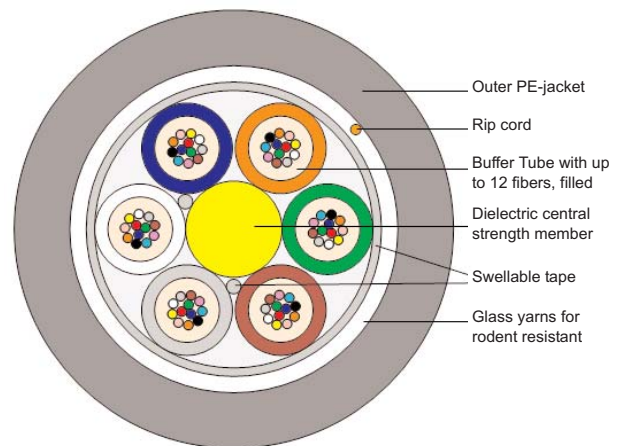
Temperature Range

- Installation and assembly -5 °C to +50 °C
- Operation -30 °C to +70 °C
- Transport and storage -40 °C to +70 °C

Standard Attenuation Values

(for standard single-mode fiber according to ITU-T G.652.D)

- 1310 nm: 0,36 dB / km
- 1550 nm: 0,22 dB / km



Test Procedures to IEC 60793-1, 60794-1-2

- Tensile strength
- Impact resistance
- Crush resistance
- Bending characteristics
- Temperature cycling
- Water penetration

Telcordia Color Code For Fibers / Fiber Units (Bellcore)

1 Blue	5 Grey	9 Yellow
2 Orange	6 White	10 Violet
3 Green	7 Red	11 Pink
4 Brown	8 Black	12 Turquoise

Ordering number	Type designation	Number of fibers	Fibers per loose buffer tube	Number of loose buffer tubes	Number of stranding elements	OuterØ (mm)	Net weight (kg/km)	Max. tensile load during installation (N)	Min. bending radius during installation (mm)
FWLT01-S0012-U003	A-DQ(BN)2Y 1x12	12	12	1	6	11.6	110	4000	210
FWLT01-S0024-U003	A-DQ(BN)2Y 2x12	24	12	2	6	11.6	110	4000	210
FWLT01-S0036-U003	A-DQ(BN)2Y 3x12	36	12	3	6	11.6	110	4000	210
FWLT01-S0048-U003	A-DQ(BN)2Y 4x12	48	12	4	6	11.6	110	4000	210
FWLT01-S0060-U003	A-DQ(BN)2Y 5x12	60	12	5	6	11.6	110	4000	210
FWLT01-S0072-U003	A-DQ(BN)2Y 6x12	72	12	6	6	11.6	110	4000	210
FWLT01-S0096-U003	A-DQ(BN)2Y 8x12	96	12	8	8	13.1	140	5000	230
FWLT01-S0120-U003	A-DQ(BN)2Y 10x12	120	12	10	10	14.7	175	5000	260
FWLT01-S0144-U003	A-DQ(BN)2Y 12x12	144	12	12	12	16.4	215	5000	290
FWLT01-S0192-U003	A-DQ(BN)2Y 16x12	192	12	16	18	17.0	215	5000	300
FWLT01-S0216-U003	A-DQ(BN)2Y 18x12	216	12	18	18	17.0	215	5000	300
FWLT01-S0288-U003	A-DQ(BN)2Y 24x12	288	12	24	24	19.3	280	5000	340

Other attenuation values, fiber counts, fiber types, cable designs and color codes on request.


Corning Cable Systems GmbH & Co. KG · Rotherstrasse 21 · 10245 Berlin, Germany
Fax: +49 30 5303 2334 · emea.cs@corning.com · <http://www.corning.com/cablesystems>

Corning Cable Systems reserves the right to improve, enhance and modify the features and specifications of Corning Cable Systems' products without prior notification. Evolant is a registered trademark of Corning Cable Systems Brands, Inc. Discovering Beyond Imagination is a trademark of Corning Incorporated. All other trademarks are the properties of their respective owners. Corning Cable Systems is ISO 9001 certified. © 2006 Corning Cable Systems. All rights reserved. Published in the EU. June 2006

Evolant® Duct - Cable A-DQ(ZN)(L)2Y...LG

Stranded Loose Tube Design, Non-Metallic Central Member, Dry Core, Moisture Barrier

Evolant® Solution Products
Product Description



Application

- Pulling into duct systems
- Laying in concrete channels
- Laying on cable racks

Features

- Single-layer stranded construction (up to 144 fibers)
- Double-layer stranded construction (>144 fibers, up to 288 fibers)
- Laminated aluminium tape as additional moisture barrier
- Dry core construction
- Light, thin and robust cable

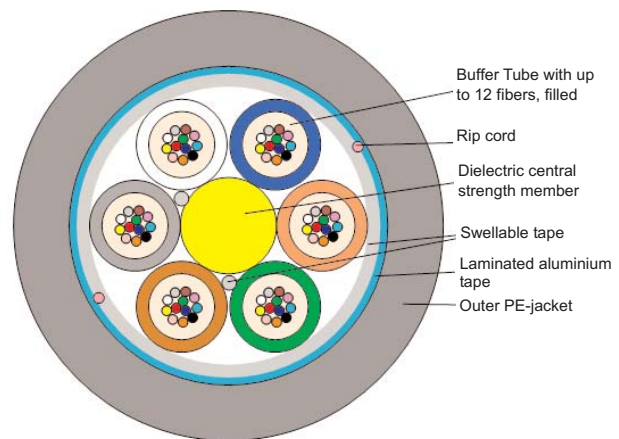
Temperature Range

- Installation and assembly -5 °C to +50 °C
- Operation -30 °C to +70 °C
- Transport and storage -40 °C to +70 °C

Standard Attenuation Values

(for standard single-mode fiber according to ITU-T G.652.D)

- 1310 nm: 0,36 dB / km
- 1550 nm: 0,22 dB / km



Test Procedures to IEC 60793-1, 60794-1-2

- Tensile strength
- Impact resistance
- Crush resistance
- Bending characteristics
- Temperature cycling
- Water penetration

Telcordia Color Code For Fibers / Fiber Units (Bellcore)

1 Blue	5 Grey	9 Yellow
2 Orange	6 White	10 Violet
3 Green	7 Red	11 Pink
4 Brown	8 Black	12 Turquoise

Ordering number	Type designation	Number of fibers	Fibers per loose buffer tube	Number of loose buffer tubes	Number of stranding elements	OuterØ (mm)	Net weight (kg/km)	Max. tensile load during installation (N)	Min. bending radius during installation (mm)
FWLT01-S0012-U002	A-DQ(ZN)(L)2Y 1x12	12	12	1	6	12.2	115	2700	185
FWLT01-S0024-U002	A-DQ(ZN)(L)2Y 2x12	24	12	2	6	12.2	115	2700	185
FWLT01-S0036-U002	A-DQ(ZN)(L)2Y 3x12	36	12	3	6	12.2	115	2700	185
FWLT01-S0048-U002	A-DQ(ZN)(L)2Y 4x12	48	12	4	6	12.2	115	2700	185
FWLT01-S0060-U002	A-DQ(ZN)(L)2Y 5x12	60	12	5	6	12.2	115	2700	185
FWLT01-S0072-U002	A-DQ(ZN)(L)2Y 6x12	72	12	6	6	12.2	115	2700	185
FWLT01-S0096-U002	A-DQ(ZN)(L)2Y 8x12	96	12	8	8	13.7	150	2700	210
FWLT01-S0120-U002	A-DQ(ZN)(L)2Y 10x12	120	12	10	10	15.3	180	2700	230
FWLT01-S0144-U002	A-DQ(ZN)(L)2Y 12x12	144	12	12	12	17.0	220	2700	260
FWLT01-S0192-U002	A-DQ(ZN)(L)2Y 16x12	192	12	16	18	17.6	220	2700	265
FWLT01-S0216-U002	A-DQ(ZN)(L)2Y 18x12	216	12	18	18	17.6	220	2700	265
FWLT01-S0288-U002	A-DQ(ZN)(L)2Y 24x12	288	12	24	24	19.9	290	2700	300

Other attenuation values, fiber counts, fiber types, cable designs and color codes on request.


Corning Cable Systems GmbH & Co. KG · Rotherstrasse 21 · 10245 Berlin, Germany
Fax: +49 30 5303 2334 · emea.cs@corning.com · <http://www.corning.com/cablesystems>

Corning Cable Systems reserves the right to improve, enhance and modify the features and specifications of Corning Cable Systems' products without prior notification. Evolant is a registered trademark of Corning Cable Systems Brands, Inc. Discovering Beyond Imagination is a trademark of Corning Incorporated. All other trademarks are the properties of their respective owners. Corning Cable Systems is ISO 9001 certified. © 2006 Corning Cable Systems. All rights reserved. Published in the EU. June 2006

Evolant® Buried - Cable A-DQ(ZN)(SR)2Y...LG

Stranded Loose Tube Design, Non-Metallic Central Member, Dry Core, Corrugated Steel Tape

Evolant® Solution Products
Product Description

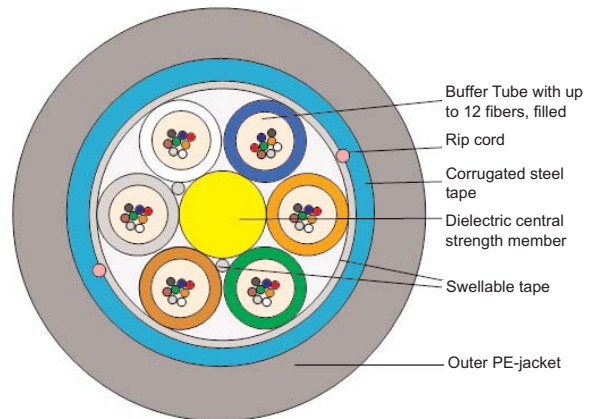


Application

- Direct burial
- In applications with high mechanical loads
- In areas with rodents

Features

- Single-layer stranded construction (up to 144 fibers)
- Double-layer stranded construction (>144 fibers, up to 288 fibers)
- Corrugated steel tape as protection against rodents and mechanical damage
- Thin and robust cable
- Also available with LSZH jacket



Temperature Range

- Installation and assembly -5 °C to +50 °C
- Operation -30 °C to +70 °C
- Transport and storage -40 °C to +70 °C

Test Procedures to IEC 60793-1, 60794-1-2

- Tensile strength
- Impact resistance
- Crush resistance
- Bending characteristics
- Temperature cycling
- Water penetration

Standard Attenuation Values

(for standard single-mode fiber according to ITU-T G.652.D)

- 1310 nm: 0,36 dB / km
- 1550 nm: 0,22 dB / km

Telcordia Color Code For Fibers / Fiber Units (Bellcore)

1 Blue	5 Grey	9 Yellow
2 Orange	6 White	10 Violet
3 Green	7 Red	11 Pink
4 Brown	8 Black	12 Turquoise

Ordering number	Type designation	Number of fibers	Fibers per loose buffer tube	Number of loose buffer tubes	Number of stranding elements	OuterØ (mm)	Net weight (kg/km)	Max. tensile load during installation (N)	Min. bending radius during installation (mm)
FWLT01-S0012-U005	A-DQ(ZN)(SR)2Y 1x12	12	12	1	6	12.3	145	2700	250
FWLT01-S0024-U005	A-DQ(ZN)(SR)2Y 2x12	24	12	2	6	12.3	145	2700	250
FWLT01-S0036-U005	A-DQ(ZN)(SR)2Y 3x12	36	12	3	6	12.3	145	2700	250
FWLT01-S0048-U005	A-DQ(ZN)(SR)2Y 4x12	48	12	4	6	12.3	145	2700	250
FWLT01-S0060-U005	A-DQ(ZN)(SR)2Y 5x12	60	12	5	6	12.3	145	2700	250
FWLT01-S0072-U005	A-DQ(ZN)(SR)2Y 6x12	72	12	6	6	12.3	145	2700	250
FWLT01-S0096-U005	A-DQ(ZN)(SR)2Y 8x12	96	12	8	8	13.8	180	2700	280
FWLT01-S0120-U005	A-DQ(ZN)(SR)2Y 10x12	120	12	10	10	15.4	220	2700	310
FWLT01-S0144-U005	A-DQ(ZN)(SR)2Y 12x12	144	12	12	12	17.1	260	2700	345
FWLT01-S0192-U005	A-DQ(ZN)(SR)2Y 16x12	192	12	16	18	17.7	265	2700	355
FWLT01-S0216-U005	A-DQ(ZN)(SR)2Y 18x12	216	12	18	18	17.7	265	2700	355
FWLT01-S0288-U005	A-DQ(ZN)(SR)2Y 24x12	288	12	24	24	20.0	335	2700	400

Other attenuation values, fiber counts, fiber types, cable designs and color codes on request.


Corning Cable Systems GmbH & Co. KG · Rotherstrasse 21 · 10245 Berlin, Germany
Fax: +49 30 5303 2334 · emea.cs@corning.com · <http://www.corning.com/cablesystems>

Corning Cable Systems reserves the right to improve, enhance and modify the features and specifications of Corning Cable Systems' products without prior notification. Evolant is a registered trademark of Corning Cable Systems Brands, Inc. Discovering Beyond Imagination is a trademark of Corning Incorporated. All other trademarks are the properties of their respective owners. Corning Cable Systems is ISO 9001 certified. © 2006 Corning Cable Systems. All rights reserved. Published in the EU. June 2006

Evolant® Buried - Cable A-DQ(ZN)2Y(SR)2Y...LG

Stranded Loose Tube Design, Non-Metallic Central Member, Dry Core, Corrugated Steel Tape, Inner Jacket

Evolant® Solution Products
Product Description

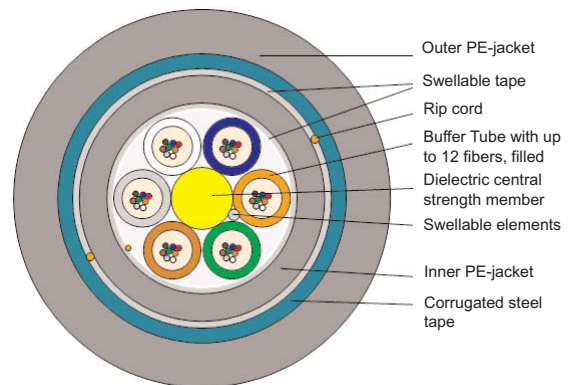


Application

- Direct burial
- In areas with particularly high mechanical loads
- In areas with rodents

Features

- Single-layer stranded construction (up to 144 fibers)
- Double-layer stranded construction (>144 fibers, up to 288 fibers)
- Corrugated steel tape as protection against rodents and mechanical damage
- Dry core construction
- Particularly robust cable
- Also available with LSZH jacket
- Double jacket design



Temperature Range

- Installation and assembly -5 °C to +50 °C
- Operation -30 °C to +70 °C
- Transport and storage -40 °C to +70 °C

Test Procedures to IEC 60793-1, 60794-1-2

- Tensile strength
- Impact resistance
- Crush resistance
- Bending characteristics
- Temperature cycling
- Water penetration

Standard Attenuation Values

(for standard single-mode fiber according to ITU-T G.652.D)

- 1310 nm: 0,36 dB / km
- 1550 nm: 0,22 dB / km

Telcordia Color Code For Fibers / Fiber Units (Bellcore)

1 Blue	5 Grey	9 Yellow
2 Orange	6 White	10 Violet
3 Green	7 Red	11 Pink
4 Brown	8 Black	12 Turquoise

Ordering number	Type designation	Number of fibers	Fibers per loose buffer tube	Number of loose buffer tubes	Number of stranding elements	OuterØ (mm)	Net weight (kg/km)	Max. tensile load during installation (N)	Min. bending radius during installation (mm)
FWLT01-S0012-U006	A-DQ(ZN)2Y(SR)2Y 1x12	12	12	1	6	14.7	195	2700	295
FWLT01-S0024-U006	A-DQ(ZN)2Y(SR)2Y 2x12	24	12	2	6	14.7	195	2700	295
FWLT01-S0036-U006	A-DQ(ZN)2Y(SR)2Y 3x12	36	12	3	6	14.7	195	2700	295
FWLT01-S0048-U006	A-DQ(ZN)2Y(SR)2Y 4x12	48	12	4	6	14.7	195	2700	295
FWLT01-S0060-U006	A-DQ(ZN)2Y(SR)2Y 5x12	60	12	5	6	14.7	195	2700	295
FWLT01-S0072-U006	A-DQ(ZN)2Y(SR)2Y 6x12	72	12	6	6	14.7	195	2700	295
FWLT01-S0096-U006	A-DQ(ZN)2Y(SR)2Y 8x12	96	12	8	8	16.2	235	2700	325
FWLT01-S0120-U006	A-DQ(ZN)2Y(SR)2Y 10x12	120	12	10	10	17.8	280	2700	360
FWLT01-S0144-U006	A-DQ(ZN)2Y(SR)2Y 12x12	144	12	12	12	19.5	325	2700	390
FWLT01-S0192-U006	A-DQ(ZN)2Y(SR)2Y 16x12	192	12	16	18	20.1	330	2700	405
FWLT01-S0216-U006	A-DQ(ZN)2Y(SR)2Y 18x12	216	12	18	18	20.1	330	2700	405
FWLT01-S0288-U006	A-DQ(ZN)2Y(SR)2Y 24x12	288	12	24	24	22.4	410	2700	450

Other attenuation values, fiber counts, fiber types, cable designs and color codes on request.

Corning Cable Systems GmbH & Co. KG · Rotherstrasse 21 · 10245 Berlin, Germany
Fax: +49 30 5303 2334 · emea.cs@corning.com · <http://www.corning.com/cablesystems>

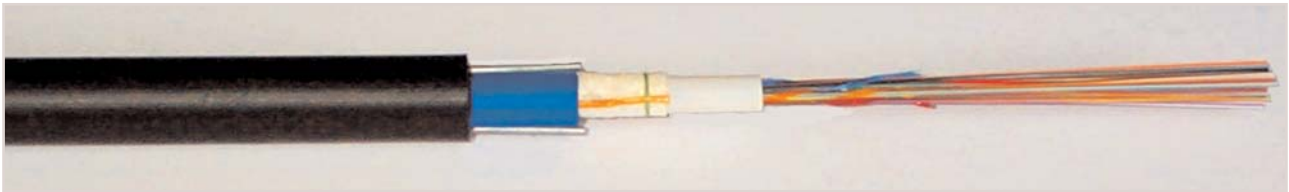
Corning Cable Systems reserves the right to improve, enhance and modify the features and specifications of Corning Cable Systems' products without prior notification. Evolant is a registered trademark of Corning Cable Systems Brands, Inc. Discovering Beyond Imagination is a trademark of Corning Incorporated. All other trademarks are the properties of their respective owners. Corning Cable Systems is ISO 9001 certified. © 2006 Corning Cable Systems. All rights reserved. Published in the EU. June 2006

Evolant® Buried - Cable A-D(ZM)(SG)2Y

Central Tube Design, Non-Corrugated Steel Tape

Evolant® Solution Products

Product Description



Application

- Direct burial
- In applications with high mechanical loads
- In areas with rodents

Features

- Central tube construction
- Non-corrugated steel tape as protection against rodents and mechanical damage
- Thin and robust cable
- Steel wires in the jacket

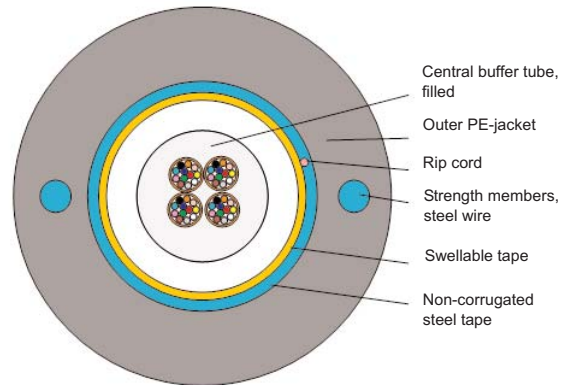
Temperature Range

- Installation and assembly -5 °C to +50 °C
- Operation -30 °C to +70 °C
- Transport and storage -40 °C to +70 °C

Standard Attenuation Values

(for standard single-mode fiber according to ITU-T G.652.D)

- 1310 nm: 0,36 dB / km
- 1550 nm: 0,22 dB / km



Test Procedures to IEC 60793-1, 60794-1-2

- Tensile strength
- Impact resistance
- Crush resistance
- Bending characteristics
- Temperature cycling
- Water penetration

Telcordia Color Code For Fibers / Fiber Units (Bellcore)

1 Blue	5 Grey	9 Yellow
2 Orange	6 White	10 Violet
3 Green	7 Red	11 Pink
4 Brown	8 Black	12 Turquoise

Ordering number	Type designation	Number of fibers	Fibers per loose buffer tube	Number of loose buffer tubes	Central buffer tube Ø (mm)	OuterØ (mm)	Net weight (kg/km)	Max. tensile load during installation (N)	Min. bending radius during installation (mm)
FWCT01-S0012-U001	A-D(ZM)(SG)2Y 12	12	12	1	3.0	8.8	85	2700	180
FWCT01-S0024-U001	A-D(ZM)(SG)2Y 24	24	12	1	3.5	9.6	95	2700	200
FWCT01-S0036-U001	A-D(ZM)(SG)2Y 36	36	12	1	5.0	10.8	125	2700	220
FWCT01-S0048-U001	A-D(ZM)(SG)2Y 48	48	12	1	5.0	10.8	125	2700	220

Other attenuation values, fiber counts, fiber types, cable designs and color codes on request.

Corning Cable Systems GmbH & Co. KG · Rotherstrasse 21 · 10245 Berlin, Germany
 Fax: +49 30 5303 2334 · emea.cs@corning.com · <http://www.corning.com/cablesystems>

Corning Cable Systems reserves the right to improve, enhance and modify the features and specifications of Corning Cable Systems' products without prior notification. Evolant is a registered trademark of Corning Cable Systems Brands, Inc. Discovering Beyond Imagination is a trademark of Corning Incorporated. All other trademarks are the properties of their respective owners. Corning Cable Systems is ISO 9001 certified. © 2006 Corning Cable Systems. All rights reserved. Published in the EU. June 2006

Evolant® Mini Duct - Cable Mini Xtend SLT

Small Diameter Stranded Loose Tube Cable For Fast Installation Into Miniduct Systems

Evolant® Solution Products
Product Description



Application

- Ideally suited for installation into miniducts
- Incremental capacity installation capability results in reduced capital expenditure
- Suitable for Metro, Access or FTTx implementations

Features

- Extremely compact; small diameter; low weight cables
- Reduced duct utilisation and easy installation
- Miniature stranded loose tube construction for easy mid-span access
- Fully dielectric construction requires no grounding

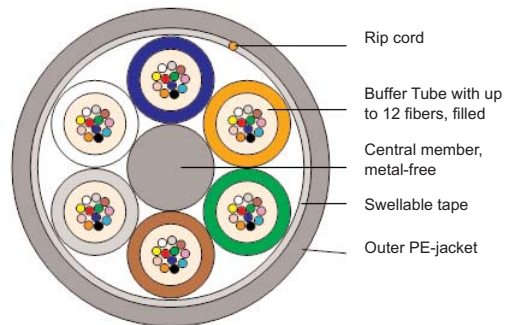
Temperature Range

- Installation and assembly -5 °C to +50 °C
- Operation -30 °C to +70 °C
- Transport and storage -30 °C to +70 °C

Standard Attenuation Values

(for standard single-mode fiber according to ITU-T G.652.D)

- 1310 nm: 0,36 dB / km
- 1550 nm: 0,22 dB / km



Test Procedures to IEC 60793-1, 60794-1-2

- Tensile strength
- Impact resistance
- Crush resistance
- Bending characteristics
- Temperature cycling
- Water penetration

Telcordia Color Code For Fibers / Fiber Units (Bellcore)

1 Blue	5 Grey	9 Yellow
2 Orange	6 White	10 Violet
3 Green	7 Red	11 Pink
4 Brown	8 Black	12 Turquoise

Ordering number	Type designation	Number of fibers	Fibers per bundle	Number of loose buffer tubes	OuterØ (mm)	Net weight (kg/km)	Max. tensile load during installation (N)	Min. bending radius during installation (mm)
FWML01-S0004-U001	A-DQ(ZN)2Y MX 1x4	4	4	1	6.2	30	900	90
FWML01-S0006-U001	A-DQ(ZN)2Y MX 1x6	6	6	1	6.2	30	900	90
FWML01-S0008-U001	A-DQ(ZN)2Y MX 1x8	8	8	1	6.2	30	900	90
FWML01-S0012-U001	A-DQ(ZN)2Y MX 1x12	12	12	1	6.2	30	900	90
FWML01-S0024-U001	A-DQ(ZN)2Y MX 2x12	24	12	2	6.2	30	900	90
FWML01-S0036-U001	A-DQ(ZN)2Y MX 3x12	36	12	3	6.2	30	900	90
FWML01-S0048-U001	A-DQ(ZN)2Y MX 4x12	48	12	4	6.2	30	900	90
FWML01-S0060-U001	A-DQ(ZN)2Y MX 5x12	60	12	5	6.2	30	900	90
FWML01-S0072-U001	A-DQ(ZN)2Y MX 6x12	72	12	6	6.2	30	900	90

Other attenuation values, fiber counts, fiber types, cable designs and color codes on request.

Corning Cable Systems GmbH & Co. KG · Rotherstrasse 21 · 10245 Berlin, Germany
Fax: +49 30 5303 2334 · emea.cs@corning.com · <http://www.corning.com/cablesystems>

Corning Cable Systems reserves the right to improve, enhance and modify the features and specifications of Corning Cable Systems' products without prior notification. Evolant is a registered trademark of Corning Cable Systems Brands, Inc. Discovering Beyond Imagination is a trademark of Corning Incorporated. All other trademarks are the properties of their respective owners. Corning Cable Systems is ISO 9001 certified. © 2006 Corning Cable Systems. All rights reserved. Published in the EU. June 2006

Evolant® Mini Duct - Cable Mini Xtend CT

Small Diameter Central Tube Cable For Fast Installation Into Miniduct Systems

Evolant® Solution Products
Product Description



Application

- Ideally suited for installation into miniducts
- Incremental capacity installation capability results in reduced capital expenditure
- Suitable for Metro, Access or FTTx implementations

Features

- Extremely compact; small diameter; low weight cables
- Reduced duct utilisation and easy installation
- Fibre bundles are zig-zag bound resulting in easy identification
- Fully dielectric construction requires no grounding

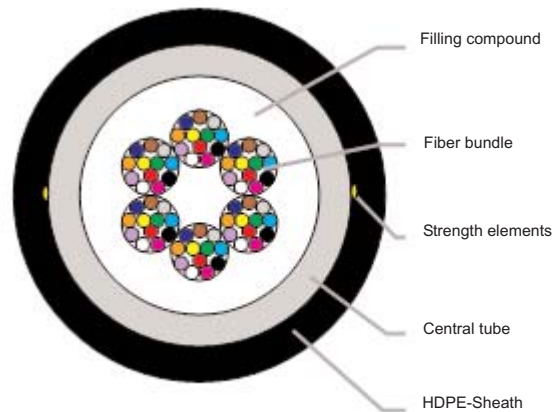
Temperature Range

- Installation and assembly -5 °C to +50 °C
- Operation -30 °C to +70 °C
- Transport and storage -30 °C to +70 °C

Standard Attenuation Values

(for standard single-mode fiber according to ITU-T G.652.D)

- 1310 nm: 0,36 dB / km
- 1550 nm: 0,22 dB / km



Test Procedures to IEC 60793-1, 60794-1-2

- Tensile strength
- Impact resistance
- Crush resistance
- Bending characteristics
- Temperature cycling
- Water penetration

Telcordia Color Code For Fibers / Fiber Units (Bellcore)

1 Blue	5 Grey	9 Yellow
2 Orange	6 White	10 Violet
3 Green	7 Red	11 Pink
4 Brown	8 Black	12 Turquoise

Ordering number	Type designation	Number of fibers	Fibers per bundle	Number of loose buffer tubes	OuterØ (mm)	Net weight (kg/km)	Max. tensile load during installation (N)	Min. bending radius during installation (mm)
FWMC01-S0002-U001	A-D2Y MX 2	2	2	1	3.5	10	80	60
FWMC01-S0004-U001	A-D2Y MX 4	4	4	1	3.5	10	80	60
FWMC01-S0006-U001	A-D2Y MX 6	6	6	1	3.5	10	80	60
FWMC01-S0008-U001	A-D2Y MX 8	8	8	1	3.5	10	80	60
FWMC01-S0012-U001	A-D2Y MX 12	12	12	1	3.5	10	100	60
FWMC01-S0024-U001	A-D(ZN)2Y MX 24	24	12	2	6.0	28	400	90
FWMC01-S0036-U001	A-D(ZN)2Y MX 36	36	12	3	6.0	29	400	90
FWMC01-S0048-U001	A-D(ZN)2Y MX 48	48	12	4	6.0	29	400	90
FWMC01-S0060-U001	A-D(ZN)2Y MX 60	60	12	5	6.0	29	400	90
FWMC01-S0072-U001	A-D(ZN)2Y MX 72	72	12	6	6.0	30	400	90

Other attenuation values, fiber counts, fiber types, cable designs and color codes on request.

Corning Cable Systems GmbH & Co. KG · Rotherstrasse 21 · 10245 Berlin, Germany
Fax: +49 30 5303 2334 · emea.cs@corning.com · <http://www.corning.com/cablesystems>

Corning Cable Systems reserves the right to improve, enhance and modify the features and specifications of Corning Cable Systems' products without prior notification. Evolant is a registered trademark of Corning Cable Systems Brands, Inc. Discovering Beyond Imagination is a trademark of Corning Incorporated. All other trademarks are the properties of their respective owners. Corning Cable Systems is ISO 9001 certified. © 2006 Corning Cable Systems. All rights reserved. Published in the EU. June 2006

Evolant® Aerial - Cable A-D(T)2Y 5.4 mm²

All Dielectric Self Supporting Aerial Cable, Central Tube Design, Non-Metallic

Evolant® Solution Products
Product Description



Application

- Aerial self supporting
- Installation along wooden or concrete poles or lattice towers
- Suitable for railway or telecommunication links
- Short span
- Cable should not be used when tracking resistance is required. Cable for this application on request.
- Short span

Features

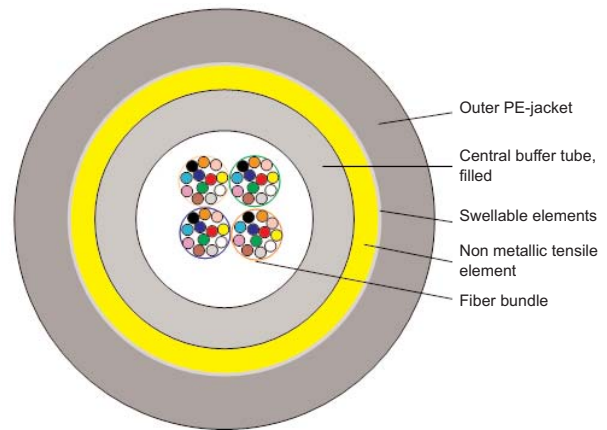
- Single-layer stranded construction (up to 144 fibers)
- Minimised loads due to small diameter and low weight
- Tensile strength element, non-metallic, Aramid 5.4 mm²
- Proven design; resistant to severe environmental conditions
- Close control of excess fibre length during manufacture provides wide operational range
- All dielectric construction
- Cable with PE jacket

Temperature Range

- Installation and assembly -5 °C to +50 °C
- Operation -30 °C to +70 °C
- Transport and storage -40 °C to +70 °C

Standard Attenuation Values (for standard single-mode fiber according to ITU-T G.652.D)

- 1310 nm: 0,36 dB / km
- 1550 nm: 0,22 dB / km



Test Procedures to IEC 60793-1, 60794-1-2

- Tensile strength
- Impact resistance
- Crush resistance
- Bending characteristics
- Temperature cycling
- Water penetration

Telcordia Color Code For Fibers / Fiber Units (Bellcore)

1 Blue	5 Grey	9 Yellow
2 Orange	6 White	10 Violet
3 Green	7 Red	11 Pink
4 Brown	8 Black	12 Turquoise

Ordering number	Type designation	Number of fibers	Fibers per loose buffer tube	Number of loose buffer tubes	Central buffer tube Ø (mm)	OuterØ (mm)	Net weight (kg/km)	Max. tensile load during installation (N) *1	Min. bending radius during installation (mm)
FWAC01-S0012-U001	A-D(T)2Y 12 5.4mm	12	12	1	4.2	9.6	70	4200	163
FWAC01-S0024-U001	A-D(T)2Y 24 5.4mm	24	12	2	6.0	10.8	92	4800	185
FWAC01-S0036-U001	A-D(T)2Y 36 5.4mm	36	12	3	6.0	10.8	92	4800	185
FWAC01-S0048-U001	A-D(T)2Y 48 5.4mm	48	12	4	6.0	10.8	92	4800	185

Other attenuation values, fiber counts, fiber types, cable designs and color codes on request.

*1 Depending on local conditions; sag calculations are necessary

Corning Cable Systems GmbH & Co. KG · Rotherstrasse 21 · 10245 Berlin, Germany
Fax: +49 30 5303 2334 · emea.cs@corning.com · <http://www.corning.com/cablesystems>

Corning Cable Systems reserves the right to improve, enhance and modify the features and specifications of Corning Cable Systems' products without prior notification. Evolant is a registered trademark of Corning Cable Systems Brands, Inc. Discovering Beyond Imagination is a trademark of Corning Incorporated. All other trademarks are the properties of their respective owners. Corning Cable Systems is ISO 9001 certified. © 2006 Corning Cable Systems. All rights reserved. Published in the EU. June 2006

Evolant® Aerial - Cable A-D(T)2Y 7.2 mm²

All Dielectric Self Supporting Aerial Cable, Central Tube Design, Non-Metallic

Evolant® Solution Products
Product Description



Application

- Aerial self supporting
- Installation along wooden or concrete poles or lattice towers
- Suitable for railway or telecommunication links
- Cable should not be used when tracking resistance is required. Cable for this application on request.
- Short span

Features

- Single-layer stranded construction (up to 144 fibers)
- Minimised loads due to small diameter and low weight
- Tensile strength element, non-metallic, Aramid 7.2 mm²
- Proven design; resistant to severe environmental conditions
- Close control of excess fibre length during manufacture provides wide operational range
- All dielectric construction
- Cable with PE jacket

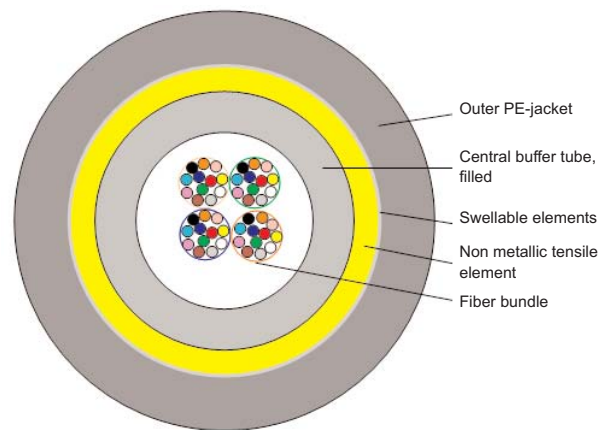
Temperature Range

- Installation and assembly -5 °C to +50 °C
- Operation -30 °C to +70 °C
- Transport and storage -40 °C to +70 °C

Standard Attenuation Values

(for standard single-mode fiber according to ITU-T G.652.D)

- 1310 nm: 0,36 dB / km
- 1550 nm: 0,22 dB / km



Test Procedures to IEC 60793-1, 60794-1-2

- Tensile strength
- Impact resistance
- Crush resistance
- Bending characteristics
- Temperature cycling
- Water penetration

Telcordia Color Code For Fibers / Fiber Units (Bellcore)

1 Blue	5 Grey	9 Yellow
2 Orange	6 White	10 Violet
3 Green	7 Red	11 Pink
4 Brown	8 Black	12 Turquoise

Ordering number	Type designation	Number of fibers	Fibers per loose buffer tube	Number of loose buffer tubes	Central buffer tube Ø (mm)	OuterØ (mm)	Net weight (kg/km)	Max. tensile load during installation (N) *1	Min. bending radius during installation (mm)
FWAC01-S0012-U002	A-D(T)2Y 12 7.2mm	12	12	1	4.2	9.6	71	5600	163
FWAC01-S0024-U002	A-D(T)2Y 24 7.2mm	24	12	2	6.0	10.8	88	6400	185
FWAC01-S0036-U002	A-D(T)2Y 36 7.2mm	36	12	3	6.0	10.8	88	6400	185
FWAC01-S0048-U002	A-D(T)2Y 48 7.2mm	48	12	4	6.0	10.8	88	6400	185
FWAC01-S0060-U002	A-D(T)2Y 60 7.2mm	60	12	5	8.0	12.7	118	5600	215
FWAC01-S0072-U002	A-D(T)2Y 72 7.2mm	72	12	6	8.0	12.7	118	5600	215
FWAC01-S0096-U002	A-D(T)2Y 96 7.2mm	96	12	8	8.0	12.7	118	5600	215
FWAC01-S0120-U002	A-D(T)2Y 120 7.2mm	120	12	10	10.0	14.5	155	5600	245
FWAC01-S0144-U002	A-D(T)2Y 144 7.2mm	144	12	12	10.0	14.5	155	5600	245

Other attenuation values, fiber counts, fiber types, cable designs and color codes on request.

*1 Depending on local conditions; sag calculations are necessary

Corning Cable Systems GmbH & Co. KG · Rotherstrasse 21 · 10245 Berlin, Germany
Fax: +49 30 5303 2334 · emea.cs@corning.com · <http://www.corning.com/cablesystems>

Corning Cable Systems reserves the right to improve, enhance and modify the features and specifications of Corning Cable Systems' products without prior notification. Evolant is a registered trademark of Corning Cable Systems Brands, Inc. Discovering Beyond Imagination is a trademark of Corning Incorporated. All other trademarks are the properties of their respective owners. Corning Cable Systems is ISO 9001 certified. © 2006 Corning Cable Systems. All rights reserved. Published in the EU. June 2006

Evolant® Aerial - Cable A-D(T)2Y 15 mm²

All Dielectric Self Supporting Aerial Cable, Central Tube Design, Non-Metallic

Evolant® Solution Products
Product Description



Application

- Aerial self supporting
- Installation along wooden or concrete poles or lattice towers
- Suitable for railway or telecommunication links
- Cable should not be used when tracking resistance is required. Cable for this application on request.
- Mid span

Features

- Single-layer stranded construction (up to 144 fibers)
- Minimised loads due to small diameter and low weight
- Tensile strength element, non-metallic, Aramid 15 mm²
- Proven design; resistant to severe environmental conditions
- Close control of excess fibre length during manufacture provides wide operational range
- All dielectric construction
- Cable with PE jacket

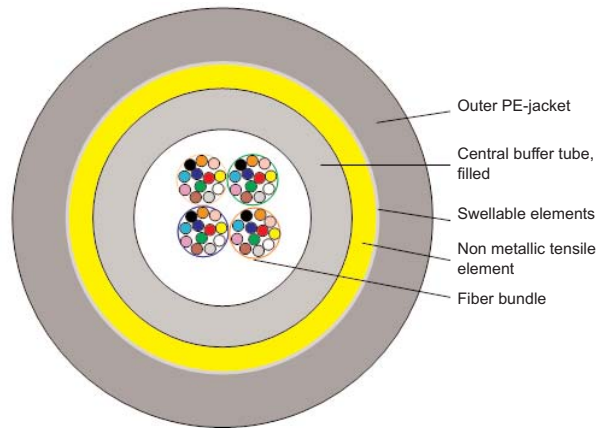
Temperature Range

- Installation and assembly -5 °C to +50 °C
- Operation -30 °C to +70 °C
- Transport and storage -40 °C to +70 °C

Standard Attenuation Values

(for standard single-mode fiber according to ITU-T G.652.D)

- 1310 nm: 0,36 dB / km
- 1550 nm: 0,22 dB / km



Test Procedures to IEC 60793-1, 60794-1-2

- Tensile strength
- Impact resistance
- Crush resistance
- Bending characteristics
- Temperature cycling
- Water penetration

Telcordia Color Code For Fibers / Fiber Units (Bellcore)

1 Blue	5 Grey	9 Yellow
2 Orange	6 White	10 Violet
3 Green	7 Red	11 Pink
4 Brown	8 Black	12 Turquoise

Ordering number	Type designation	Number of fibers	Fibers per loose buffer tube	Number of loose buffer tubes	Central buffer tube Ø (mm)	OuterØ (mm)	Net weight (kg/km)	Max. tensile load during installation (N) *1	Min. bending radius during installation (mm)
FWAC01-S0012-U003	A-D(T)2Y 12 15mm	12	12	1	4.2	10.8	94	11,700	163
FWAC01-S0024-U003	A-D(T)2Y 24 15mm	24	12	2	6.0	11.8	108	13,500	185
FWAC01-S0036-U003	A-D(T)2Y 36 15mm	36	12	3	6.0	11.8	108	13,500	185
FWAC01-S0048-U003	A-D(T)2Y 48 15mm	48	12	4	6.0	11.8	108	13,500	185
FWAC01-S0060-U003	A-D(T)2Y 60 15mm	60	12	5	8.0	13.7	138	11,700	215
FWAC01-S0072-U003	A-D(T)2Y 72 15mm	72	12	6	8.0	13.7	138	11,700	215
FWAC01-S0096-U003	A-D(T)2Y 96 15mm	96	12	8	8.0	13.7	138	11,700	215
FWAC01-S0120-U003	A-D(T)2Y 120 15mm	120	12	10	10.0	15.4	174	11,700	245
FWAC01-S0144-U003	A-D(T)2Y 144 15mm	144	12	12	10.0	15.4	174	11,700	245

Other attenuation values, fiber counts, fiber types, cable designs and color codes on request.

*1 Depending on local conditions; sag calculations are necessary

Corning Cable Systems GmbH & Co. KG · Rotherstrasse 21 · 10245 Berlin, Germany
Fax: +49 30 5303 2334 · emea.cs@corning.com · <http://www.corning.com/cablesystems>

Corning Cable Systems reserves the right to improve, enhance and modify the features and specifications of Corning Cable Systems' products without prior notification. Evolant is a registered trademark of Corning Cable Systems Brands, Inc. Discovering Beyond Imagination is a trademark of Corning Incorporated. All other trademarks are the properties of their respective owners. Corning Cable Systems is ISO 9001 certified. © 2006 Corning Cable Systems. All rights reserved. Published in the EU. June 2006

Evolant® Aerial - Cable A-DQT2Y...LG

Figure-8 Aerial Cable, Loose Tube Design, Steel Messenger Wire

Evolant® Solution Products
Product Description



Application

- Aerial installation along wooden or concrete poles or lattice towers
- Suitable for railway or telecommunication lines
- Not used on high voltage power lines
- Short span

Features

- Proven design; resistant to severe environmental conditions
- Compatible with a wide range of fittings and hardware
- Stranded loose tube dry core design
- 7 x 1.0 mm stranded steel messenger wire

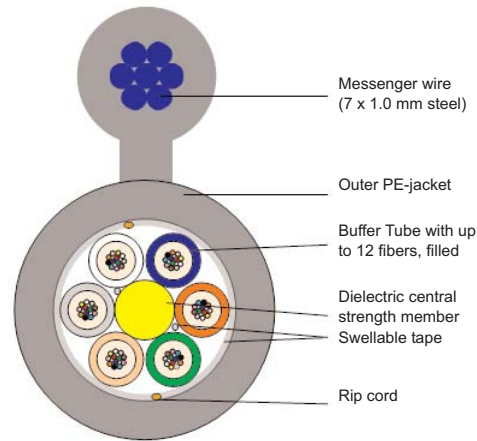
Temperature Range

- Installation and assembly -5 °C to +50 °C
- Operation -30 °C to +70 °C
- Transport and storage -40 °C to +70 °C

Standard Attenuation Values

(for standard single-mode fiber according to ITU-T G.652.D)

- 1310 nm: 0,36 dB / km
- 1550 nm: 0,22 dB / km



Test Procedures to IEC 60793-1, 60794-1-2

- Tensile strength
- Impact resistance
- Crush resistance
- Bending characteristics
- Temperature cycling
- Water penetration

Telcordia Color Code For Fibers / Fiber Units (Bellcore)

1 Blue	5 Grey	9 Yellow
2 Orange	6 White	10 Violet
3 Green	7 Red	11 Pink
4 Brown	8 Black	12 Turquoise

Ordering number	Type designation	Number of fibers	Fibers per loose buffer tube	Number of loose buffer tubes	OuterØ (mm)	Net weight (kg/km)	Max. tensile load during installation (N) *1	Min. bending radius during installation (mm)
FWFL01-S0012-U001	A-DQT2Y 1x12	12	12	1	11.2 x 20.2	162	4000	195
FWFL01-S0024-U001	A-DQT2Y 2x12	24	12	2	11.2 x 20.2	162	4000	195
FWFL01-S0036-U001	A-DQT2Y 3x12	36	12	3	11.2 x 20.2	162	4000	195
FWFL01-S0048-U001	A-DQT2Y 4x12	48	12	4	11.2 x 20.2	162	4000	195
FWFL01-S0060-U001	A-DQT2Y 5x12	60	12	5	11.2 x 20.2	162	4000	195
FWFL01-S0072-U001	A-DQT2Y 6x12	72	12	6	11.2 x 20.2	162	4000	195
FWFL01-S0096-U001	A-DQT2Y 8x12	96	12	8	12.7 x 21.7	192	3400	225
FWFL01-S0120-U001	A-DQT2Y 10x12	120	12	10	14.3 x 23.3	225	3400	250
FWFL01-S0144-U001	A-DQT2Y 12x12	144	12	12	16.0 x 24.0	260	3400	280

Other attenuation values, fiber counts, fiber types, cable designs and color codes on request.

*1 Depending on local conditions; sag calculations are necessary

Corning Cable Systems GmbH & Co. KG · Rotherstrasse 21 · 10245 Berlin, Germany
Fax: +49 30 5303 2334 · emea.cs@corning.com · <http://www.corning.com/cablesystems>

Corning Cable Systems reserves the right to improve, enhance and modify the features and specifications of Corning Cable Systems' products without prior notification. Evolant is a registered trademark of Corning Cable Systems Brands, Inc. Discovering Beyond Imagination is a trademark of Corning Incorporated. All other trademarks are the properties of their respective owners. Corning Cable Systems is ISO 9001 certified. © 2006 Corning Cable Systems. All rights reserved. Published in the EU. June 2006

Evolant® Aerial - Cable A-DQT2Y...CT

Figure-8 Aerial Cable, Loose Tube Design, Steel Messenger Wire

Evolant® Solution Products
Product Description

Application

- Aerial installation along wooden or concrete poles or lattice towers
- Suitable for railway or telecommunication lines
- Not used on high voltage power lines
- Short span

Features

- Proven design; resistant to severe environmental conditions
- Compatible with a wide range of fittings and hardware
- Central tube dry core design
- 7 x 1.0 mm stranded steel messenger wire

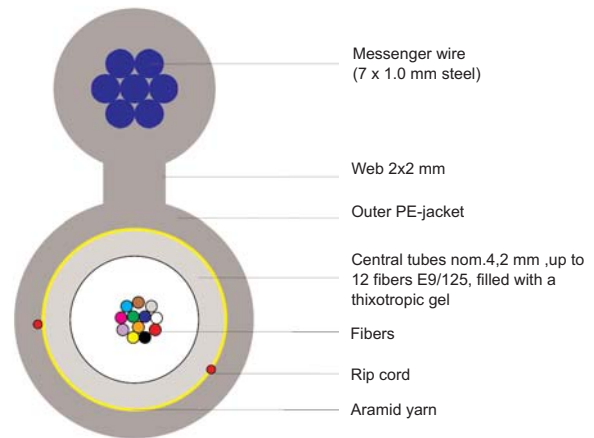
Temperature Range

- Installation and assembly -5 °C to +50 °C
- Operation -30 °C to +70 °C
- Transport and storage -40 °C to +70 °C

Standard Attenuation Values

(for standard single-mode fiber according to ITU-T G.652.D)

- 1310 nm: 0,36 dB / km
- 1550 nm: 0,22 dB / km



Test Procedures to IEC 60793-1, 60794-1-2

- Tensile strength
- Impact resistance
- Crush resistance
- Bending characteristics
- Temperature cycling
- Water penetration

Telcordia Color Code For Fibers / Fiber Units (Bellcore)

1 Blue	5 Grey	9 Yellow
2 Orange	6 White	10 Violet
3 Green	7 Red	11 Pink
4 Brown	8 Black	12 Turquoise

Ordering number	Type designation	Number of fibers	Central buffer tube Ø (mm)	OuterØ (mm)	Net weight (kg/km)	Max. tensile load during installation *1 (N)	Min. bending radius during installation (mm)
FWFC01-S0004-U001	A-DQT2Y 4	4	4.2	7.2 x 15.2	115	3500	160
FWFC01-S0006-U001	A-DQT2Y 6	6	4.2	7.2 x 15.2	115	3500	160
FWFC01-S0008-U001	A-DQT2Y 8	8	4.2	7.2 x 15.2	115	3500	160
FWFC01-S0012-U001	A-DQT2Y 12	12	4.2	7.2 x 15.2	115	3500	160
FWFC01-S0024-U001	A-DQT2Y 24	24	6.0	9.0 x 17.0	135	3500	200
FWFC01-S0036-U001	A-DQT2Y 36	36	6.0	9.0 x 17.0	135	3500	200
FWFC01-S0048-U001	A-DQT2Y 48	48	6.0	9.0 x 17.0	135	3500	200

Other attenuation values, fiber counts, fiber types, cable designs and color codes on request.

*1 Depending on local conditions; sag calculations are necessary

Corning Cable Systems GmbH & Co. KG · Rotherstrasse 21 · 10245 Berlin, Germany
Fax: +49 30 5303 2334 · emea.cs@corning.com · <http://www.corning.com/cablesystems>

Corning Cable Systems reserves the right to improve, enhance and modify the features and specifications of Corning Cable Systems' products without prior notification. Evolant is a registered trademark of Corning Cable Systems Brands, Inc. Discovering Beyond Imagination is a trademark of Corning Incorporated. All other trademarks are the properties of their respective owners. Corning Cable Systems is ISO 9001 certified. © 2006 Corning Cable Systems. All rights reserved. Published in the EU. June 2006

Type Codes For Fiber Optic Cables

Evolant® Solution Products
Product Description

A-	Outdoor cable
B	Armoring
(BN)	Glass yarn, non-metallic armoring, e.g. for rodent protection
D	Loose buffer tube, filled
E	Single-mode fiber
F	Filling compound in the cable core
FR	Cable with improved burning behavior
...F...	Attenuation coefficient in dB/km and dispersion in ps/(nm km) at a wavelength of 1310 nm
G	Multimode fiber
H	FRNC sheath
...H...	Attenuation coefficient in dB/km and dispersion in ps/(nm km) at a wavelength of 1550 nm
J-	Indoor cable
K	Slotted core
N	Fiber in central core tube without buffer
NC	Non-corrosive smoke fumes
(L)	Laminated Aluminum sheath
LG	Stranded in layers
S	Metallic elements in the core
Q	Dry swellable material in the cable core (dry core)
(SG)	Armoring by laminated, smooth, longitudinal, overlapped steel tape
(SR)	Armoring by laminated, corrugated, longitudinal, overlapped steel tape
(T)	Nonmetallic, concentric, loadbearing elements
T	Supporting element of steel, textile or plastic
Y	Jacket or protective cover of polyvinyl chloride (PVC)
2Y	Jacket or protective cover of polyethylene (PE)
4Y	Jacket or protective cover of polyamide (PA)
(ZM)	Metallic anti-buckling and strength members in the jacket
(ZN)	Non-metallic anti-buckling and strength members
(...ZN)	Number of non-metallic anti-buckling and strength members in the jacket
V	Tight-buffer
VDE	Association of German Electrical engineers

Corning Cable Systems GmbH & Co. KG · Rotherstrasse 21 · 10245 Berlin, Germany
Fax: +49 30 5303 2334 · emea.cs@corning.com · <http://www.corning.com/cablesystems>

Corning Cable Systems reserves the right to improve, enhance and modify the features and specifications of Corning Cable Systems' products without prior notification. Evolant is a registered trademark of Corning Cable Systems Brands, Inc. Discovering Beyond Imagination is a trademark of Corning Incorporated. All other trademarks are the properties of their respective owners. Corning Cable Systems is ISO 9001 certified. © 2006 Corning Cable Systems. All rights reserved. Published in the EU. June 2006