



CORNING

Fiber Closures BPEO


Fiber Closures BPEO

Fiber Closures BPEO are designed with flexibility in application in mind. Available in a range of sizes, they can be deployed above grade (pole, facade) or below grade (manhole, handhole). These closures can be used for fiber-to-the-home (FTTH) deployments and any type of optical fiber cable deployment in the outside plant.

Mechanical and tool free: Easy to re-enter and close; integrated sealing gasket keeps water out

External cable preparation: Flexible range of cable sealing/strain relief, offering the unique advantage of performing all cable preparation outside of the closure

Flexible fiber management: Designed for 900 μm buffered fiber or 250 μm bare fiber, a full family of interchangeable trays helps enable single circuit management for loose tubes and micro cable. This type of fiber management offers a unique way to store and route fiber and is ideal for multiservice networks.



Flexible Fiber Management

The integrated fiber tray organizer inside each closure have many features:

- Storage area for loose tube cable, microstructure cable, or for express cables (uncut)
- Hinged splice trays easily snap into place
- Large cable guide channels on each side of the integrated splice tray organizer helps routing from any tray to any tray
- Identification for each tray is visible in the open or closed position
- Multiple trays help organize and separate fiber

Wide Range of Fiber Splice Trays

The different models of splice trays available for the Fiber Closures BPEO can accommodate various styles of splices.

- Heat-shrink fusion splice protectors in single or double stacks
- Corning® Fibrlok® Mechanical Splices 2540G or 2529.
- Planar Light Circuit (PLC) splitters
- Wavelength division multiplexing (WDM) mux/demux

These trays have separate zones for both the splitter and for different splice types.

Easy opening and closing

The mechanical latch is quick and easy to open and close without the need for any specialized tooling.

The built-in seals of the BPEO in conjunction with the latch mechanism ensure that the closure remains watertight even after frequent use. The sealing gasket requires no replacement and no addition of sealant material, even after several open/close operations.

External Cable Assembly Modules (ECAMs)

The cable entry system is a 100 percent mechanical system that does not require the use of heat or electrical power. No special tools are required to complete either the single-cable or dual-cable assemblies. The ECAM system has been designed to enable cables to be prepared and sealed before the cable is installed in the closure. This feature avoids working on the cable inside the closure close to fibers that are already in use, reducing the possibility of failures. It is also particularly useful when attaching the cables with strength members.



Fiber Closure BPEO Size 0

The Fiber Closure BPEO size 0 closure has been specifically designed for fiber-to-the-home (FTTH) customer connections.

Its small size is ideal for use within all types of manholes, even the smallest ones. BPEO size 0 offers two configurations (up to 12 outputs for small, round drop cables and two branch or up to eight outputs for flat drop or round drop cables up to 9.5 mm. It can also be used within other distribution applications, for example, aerial mounted on a pole, facade networks, or in areas with critical environmental conditions.

Connections to individual customers can be achieved on an as required basis, without specific tooling thanks to the BPEO range of ECAM mechanical cable entries. The ECAMs have the benefit of improved operational conditions, based on external preparation of the cable seal away from the closure assembly.

All of our BPEO closures have an integrated valve for flash testing in the field.

Specifications

General sealing:	2.9 PSI flash test IP68
Impact test:	14.75 ft - lbs
Pull force:	Drop = 22.5 lbs Feeder = 225 lbs

Dimensions overall in (mm)	
Length	9.5 (240)
Width	9.1 (230)
Depth	3.5 (90)

Entry configurations

Mid-span entry (uncut)		Yes
Storage	Microstructure	Yes
	Loose tube 3 mm	Limited, dependent on cable used

Capacity

See pages 14-15 for additional configurations

Maximum number of spots for splice trays	Fusion splices in 5 mm slot, (standard density for G.652D fiber)	Fusion splice 5 mm tray, (1 slot, high density for G.657 fiber)	Fibrlok [®] splice 5 mm cassette- 1 slot-6 splices
4	48	96	24



Cable Entry Configurations

The Fiber Closure BPEO size 0 is equipped with different size cable entry ports, depending on the size of cables to be used. The description of the cable entry kit indicates the diameter of the cables that can be accommodated within each external cable assembly module (ECAM) and within the closure port in the base.

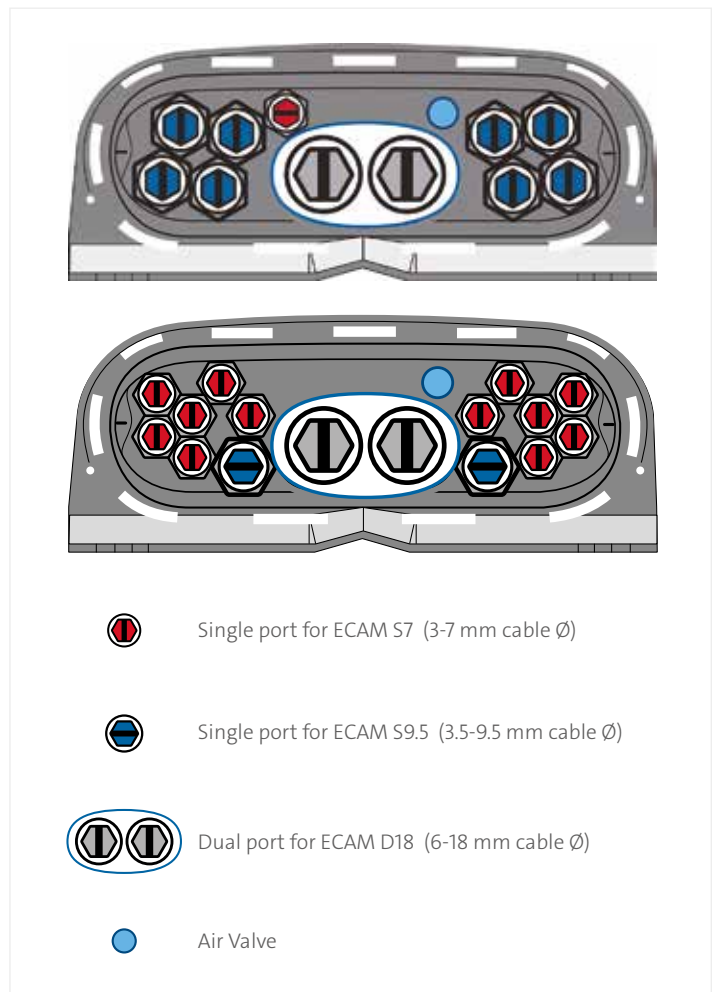
Single-entry ECAMs are prefixed with the letter “S,” followed by an indication for the maximum diameter of cable. For example, ECAM S7 is the entry for one cable, diameter 3-7 mm.

Uncut cable entry ECAMs are prefixed with the letter “D,” followed by an indication for the maximum diameter of cable. For example, ECAM D18 is the double entry for uncut cable, diameter 6-18 mm.

The dual-entry port can be converted to two single ECAM kits (next smaller size), if no uncut cable enters the closure (end of span application). One or two single ECAMs can be used in place of the double ECAM as needed.



The Fiber Closure BPEO size 0 also comes in gray, which can be more attractive when used on the sides of buildings. Contact your sales representative for ordering information. This version is IP56 rated.




- One dual port for double ECAM D18, two single ports S9.5, and 12 single ports for ECAM S7

or

- One dual port for two single ECAM S12, two single ports S9.5, and 12 single ports for ECAM S7

Fiber Closure BPEO Size 1



The Fiber Closure BPEO size 1 organizer can be equipped with up to 12 splice trays, if the closure is being used with standard micro cables in mid-span applications. Alternatively, if loose tube cables are to be used in a mid-span application then the splice tray capacity is eight.

The maximum capacity of the organizer is 144 fusion splices, located within 12 trays, or 288 fusion when using low-bend-radius fiber.

The BPEO size 1 comes with a 12-slot organizer, tube structure clamps and installation tool, and a fiber bridge guide. The fiber bridge guide is used to route individual output or unused fibers from one splice tray into the tray input of another splice tray in the organizer.

The Fiber Closure BPEO size 1 also comes in gray, which can be more attractive when used on the sides of buildings. Contact your sales representative for ordering information. This version is IP56.

Specifications

General sealing: 7.2 PSI flash test
IP68

Impact test: 14.75 ft - lbs

Pull force: Drop = 22.5 lbs
Feeder = 225 lbs

Dimensions overall in (mm)			
Closure body	With wall-mount bracket	With pole-mount bracket	With pole-/wall-mount bracket
Length	15.0 (382)	15.0 (382)	15.0 (382)
Width	8.0 (204)	12.2 (310)	9.1 (230)
Depth	3.6 (92)	3.8 (97)	4.8 (122)

Entry configurations

	EOC	CDP	EDP	FDP
Length	No	Yes	Yes	Yes
Storage of: Loose tube 3 mm/microstructure cable	Yes	Yes	Yes	Yes
	Yes	Yes	Yes	Yes

Capacity

Capacity depends directly on the volume of stored/unused fibers/tubes. See pages 14-15 for additional configurations.

Closure size	Maximum number of slots for splice trays	Fusion splices in 10 mm tray (2 slots)	Fusion splice in 5 mm tray, (1 slot, standard density for G.652D fiber)	Fusion splices in 5 mm tray (1 slot, high density for G.657 fiber)	Fibrlok® splice 2540G (6 ea in 5 mm tray / 12 ea in 10 mm tray)
Microstructure	12	144	144	288	72
Loose tubes 3 mm	8	96	96	192	48

Cable Entry Configurations

The BPEO size 1 is available in different models, depending on the application in which they are to be used. These different models feature various combinations of the type and size of cable entries to suit network requirements. The cable entry kits are available in various sizes to suit a range of cable diameters and whether they are to be used for single cables or for uncut (express) cable.

For example, the External Cable Assembly Module (ECAM) S18 covers cable diameters between 5 and 18 mm and the ECAM D20 is a double-entry sealing kit for uncut (express) cables between 5 and 20 mm diameter. The dual-entry port can be converted to two single ECAM kits (next smaller size), if no uncut cable enters the closure (end of span application). One or two single ECAMs can be used in place of the double ECAM as needed.

In addition, a single cable entry can be used inside the double port to terminate the end-of-span closure.



Single port for ECAM S18 (5-18 mm cable Ø)



Single port for ECAM S12 (4-12 mm cable Ø)



Dual port for ECAM D20 (5-20 mm cable Ø)



Single port for ECAM S7 (3-7 mm cable Ø)



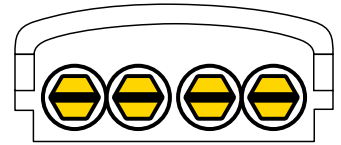
Single port for ECAM S9.5 (3.5-9.5 mm cable Ø)



Dual port for ECAM D18 (6-18 mm cable Ø)

End of Cable (EOC)

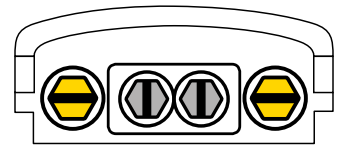
Straight joint, four single entries, ECAM S18



Cable Distribution Point (CDP)

Two possible configurations

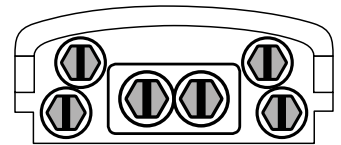
- One dual port for double ECAM D20 and two single ports for ECAM S18 or
- One dual port for two single ECAM S12 and two single ports for ECAM S18



End Distribution Point (EDP)

Two possible configurations

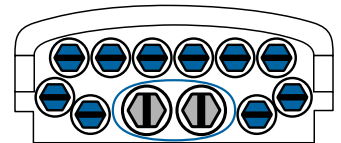
- One dual port for ECAM D20 and four single ports for ECAM S12 or
- One dual port for two single ECAM S12 and four single ports for ECAM S12



Fiber Distribution Point for Branch Cables (FDP BRANCH)

Two possible configurations

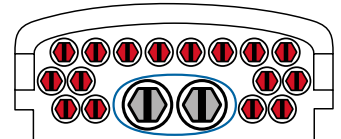
- One dual port for ECAM D18 and 10 single ports for ECAM S9.5 or
- One dual port for two single ECAM S12 and 10 single ports for ECAM S9.5



Fiber Distribution Point for Drop Cables (FDP DROP)

Two possible configurations

- One dual port for ECAM D18 and 16 single ports for ECAM S7 or
- One dual port for two single ECAM S12 and 16 ports for single ECAM S7



Fiber Closure BPEO Size 1.5



S1.5 Branch

The Fiber Closure BPEO size 1.5 is equipped with a tray organizer that enables management of loose tube mid-span feeder cables while still offering the capacity for 144 fusion splices or 288 fusion with low-bend-radius fiber. This closure offers the same footprint as the BPEO size 1 and uses the same mounting accessories.

Two versions of the BPEO Size 1 are available, offering either 25 ports for less than 7 mm round drop cable or 13 ports for less than 9.5 mm round drop cable. Each of the two configurations has ports for two branch cables.



S1.5 Drop



The Fiber Closure BPEO size 1.5 also comes in gray, which can be more attractive when used on the sides of buildings. Contact your sales representative for ordering information. This version is IP56.

Specifications

General sealing:	7.2 PSI flash test IP68
Impact test:	75 ft - lbs
Pull force:	Drop = 22.5 lbs Feeder = 225 lbs

Dimensions overall in (mm)		Entry configurations		
Closure Body			FDP Drop	FDP Branch
Length	15.0 (382)	Mid-span entry (uncut)	Yes	Yes
Width	8.1 (204)	Storage of: Loose tube 3 mm/microstructure cable	Yes	Yes
Depth	4.7 (120)		Yes	Yes

Capacity					
Capacity depends directly on the volume of stored/unused fibers/tubes. See pages 14-15 for additional configurations.					
Closure size	Maximum number of slots for splice trays	Fusion splices in 10 mm tray (2 slots)	Fusion splice in 5 mm tray, (1 slot, standard density for G.652D fiber)	Fusion splices in 5 mm tray (1 slot, high density for G.657 fiber)	Fibrlok® splice 2540G (6 ea in 5 mm tray / 12 ea in 10 mm tray)
Microstructure	12	144	144	144	72
Loose tubes 3 mm	12	144	144	96	72

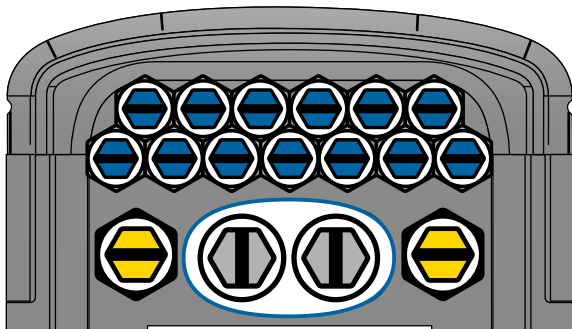

Cable Entry Configurations

The Fiber Closure BPEO size 1.5 is equipped with different size cable entry ports, depending on the size of cables to be used. The description of the cable entry kits indicates the diameter of the cables that can be accommodated within each external cable assembly module (ECAM) and within the closure base.

Single-entry ECAMs are prefixed with the letter “S,” followed by an indication for the maximum diameter of cable. For example, ECAM S7 – entry for one cable, diameter 3-7 mm.

Uncut cable entry ECAMs are prefixed with the letter “D,” followed by an indication for the maximum diameter of cable. For example, ECAM D18 – double entry for uncut cable, diameter 6-18 mm.

The dual-entry port can be converted to two single ECAM kits (next smaller size), if no uncut cable enters the closure (end of span application). One or two single ECAMs can be used in place of the double ECAM as needed.

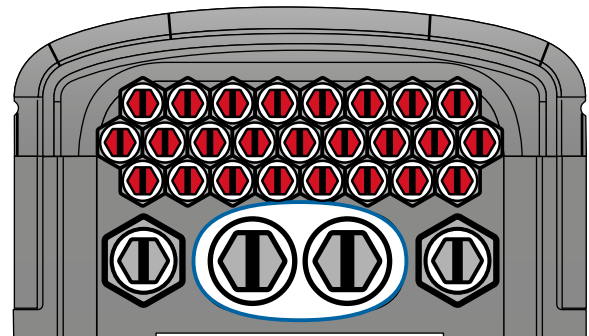


FDP Branch

Fiber distribution point for 13 drop cables and two branch cables

Two possible configurations

- One dual port for double ECAM D18 and two single ports for ECAM S18 and 13 single ports for ECAM S9.5
- or
- One dual port for two single ECAM S12 and two single ports for ECAM S18 and 13 single ports for ECAM S9.5



FDP Drop

Fiber Distribution Point for 25 drop cables and two branch cables

Two possible configurations

- One dual port for double ECAM D18 and two single ports for ECAM S12 and 25 single ports for ECAM S7
- or
- One dual port for two single ECAM S12 and two single ports for ECAM S12 and 25 single ports for ECAM S7

Fiber Closure BPEO Sizes 2 and 3

Fiber Closures BPEO size 2 and size 3 are high-capacity closures designed for use within the trunk and feeder segments of a fiber network. The organizer in a BPEO size 2 closure can accommodate up to 28 splice trays (5 mm). It has a typical capacity of 336 fusion splices when using the standard-density 5 mm tray. This amount can double when using G.657D fiber and the high-density 5 mm tray.

The BPEO size 3 organizer contains 48 slot positions for splice trays (5 mm). It has a typical capacity of 576 fusion splices when using the standard density 5 mm tray. This amount can double when using G.657 fiber and the high-density 5 mm tray. Both closure sizes are watertight and can be pressurized for applications in all environments and mounting locations – buried, within a manhole, on the wall, or on a pole.



Specifications

General sealing:	7.2 PSI flash test IP68
Impact test:	75 ft - lbs
Pull force:	Drop = 22.5 lbs Feeder = 225 lbs

Dimensions overall in (mm)

Size	Length	Width	Depth closure support	Depth with wall support	Depth with pole/wall support
2	20.5 (520)	13.4 (341)	5.9 (149)	6.0 (154)	7.0 (178)
3	26.0 (661)	13.4 (341)	5.9 (149)	6.0 (154)	7.0 (178)

Entry configurations

	CDP	EDP	FDP
Mid-span entry (uncut)	Yes	Yes	Yes
Storage of: Loose tube 3 mm/microstructure cable	Yes	Yes	Yes
	Yes	Yes	Yes

Capacity

Capacity depends directly on the volume of stored/unused fibers/tubes. See pages 14-15 for additional configurations.

Closure size	Maximum number of slots for splice trays	Fusion splices in 10 mm tray (2 slots)	Fusion splice in 5 mm tray, (1 slot, standard density for G.652D fiber)	Fusion splices in 5 mm tray (1 slot, high density for G.657 fiber)	Fibrlok® splice 2540G (6 ea in 5 mm tray / 12 ea in 10 mm tray)
BPEO Size 2	28	168	336	672	168
BPEO Size 3	48	288	576	1152	288

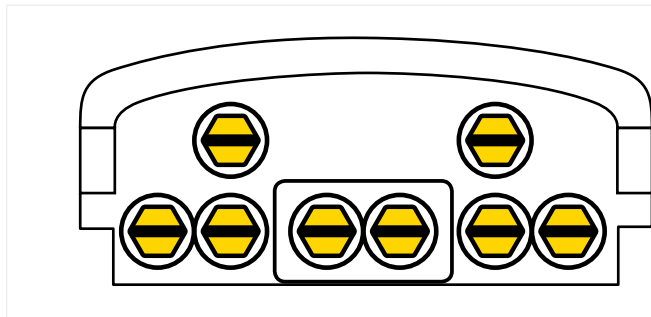
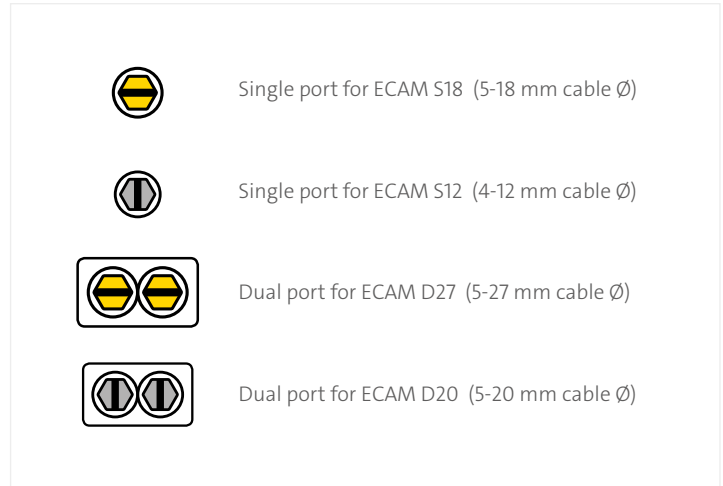
Cable Entry Configurations

BPEO Closures sizes 2 and 3 are equipped with identical cable entry port configurations that are the same height but have different lengths and splice capacities.

Depending on the application and the cable diameters, three different entry port configurations are available with a combination of the following external cable assembly module (ECAM) kits:

- ECAM S12 for cable diameters between 4 and 12 mm
- ECAM S18 for cable diameters between 5 and 18 mm
- ECAM D20 for cable diameters between 5 and 20 mm
- ECAM D27 for cable diameters between 5 and 27 mm

The dual-entry port can be converted to two single ECAM kits (next smaller size) if no uncut cable enters the closure (end-of-span application). One or two single ECAMs can be used in place of the double ECAM as needed.

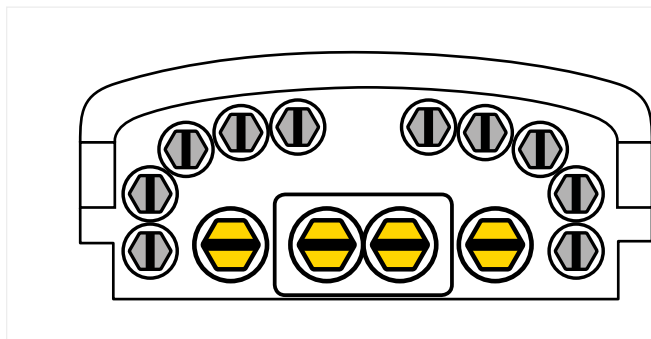


Cable Distribution Point (CDP)

Local convergence point for branch cables

Two possible configurations

- One dual port for double ECAM D27 and six single ports for ECAM S18
- or
- One dual port for two single ECAM S18 and six single ports for ECAM S18

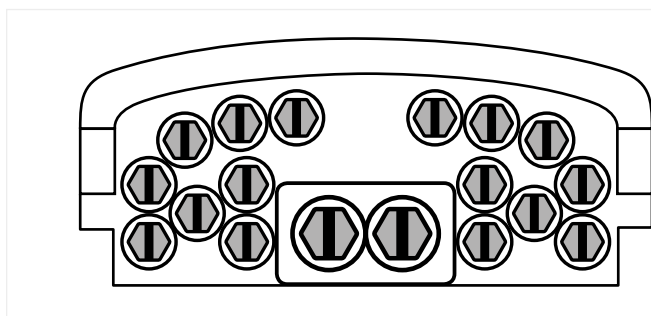


End Distribution Point (EDP)

Local convergence point for branch cables

Two possible configurations

- One dual port for double ECAM D27 and two single ports for ECAM S18 and 10 single ports for ECAM S12
- or
- One dual port for two single ECAM S18 and two single ports for ECAM S18 and 10 single ports for ECAM S12



Branch Distribution Point (BDP)

Local convergence point for branch cables

Two possible configurations

- One dual port for double ECAM D20 and 16 single ports for ECAM S12
- or
- One dual port for two single ECAM S12 and 16 single ports for ECAM S12

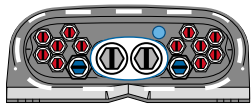

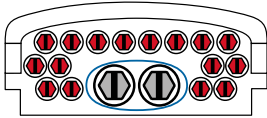
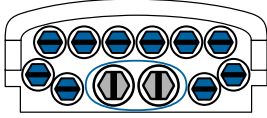
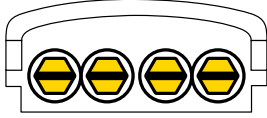
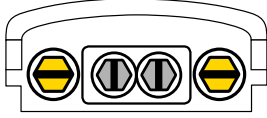
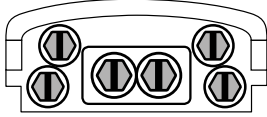
Fiber Closure BPEO Selection Guide


Closure/Terminal Bodies

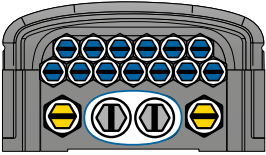

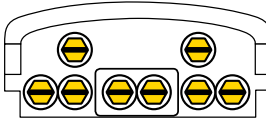
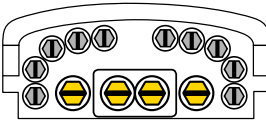
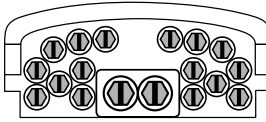
All Fiber Closures BPEOs are delivered with:

- Closure body, cover with air valve (for flash test)
- Port plugs on all cable entry ports
- Installed fiber organizer complete with storage area for microstructure or loose tube (3 mm) cables

Splice trays, mounting brackets, and external cable assembly modules are available separately.

Port Configuration	Description	Part Number
	Fiber Terminal Closure BPEO-S0-FDP-DROP Fiber distribution Point for up to 12 drop cables and two branch cables Organizer holds up to four splice trays	FQ-1000-8222-8
	Fiber Terminal Closure BPEO-S0-FDP-BRANCH Fiber distribution point for up to eight drop cables (flat or round) and one branch cable Organizer holds up to six splice trays	UU-0093-7226-7
	Fiber Closure BPEO-S1-FDP-DROP Fiber distribution point for up to 16 drop cables Organizer holds up to 12 splice trays	FQ-1000-8083-4
	Fiber Closure BPEO-S1-FDP-BRANCH Fiber distribution point for up to 10 drop cables Organizer holds up to 12 splice trays	UU-0015-0760-5
	Fiber Closure BPEO-S1-EOC End-of-cable closure for up to four cables Organizer holds up to 12 splice trays	FQ-1000-6818-5
	Fiber Closure BPEO-S1-CDP Cable distribution point for one express and two branch cables Organizer holds up to 12 splice trays	FQ-1000-6819-3
	Fiber Closure BPEO-S1-EDP End distribution point for one express and four branch cables Organizer holds up to 12 splice trays	FQ-1000-6820-1



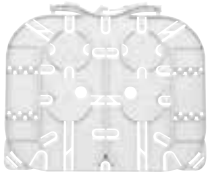


Port Configuration	Description	Part Number
	<p>Fiber Terminal Closure BPEO-S1.5-FDP-BRANCH Local convergence point for up to 13 drop cables and two branch cables Organizer holds up to 12 splice trays</p>	UU-0049-7348-1
	<p>Fiber Terminal Closure BPEO-S1.5-FDP-DROP Local convergence point for up to 25 drop cables and two branch cables Organizer holds up to 12 splice trays</p>	UU-0077-4047-3
	<p>Fiber Closure BPEO-S2-CDP Local convergence point for one express cable and six branch cables Organizer holds up to 28 splice trays</p> <p>Fiber Closure BPEO-S3-CDP Local convergence point for one express cable and six branch cables Organizer holds up to 48 splice trays</p>	<p>FQ-1000-6822-7</p> <p>FQ-1000-6825-0</p>
	<p>Fiber Closure BPEO-S2-EDP End distribution point for up to one express cable and 12 branch cables Organizer holds up to 28 splice trays</p> <p>Fiber Closure BPEO-S3-EDP End distribution point for up to one express cable and 12 branch cables Organizer holds up to 48 splice trays</p>	<p>FQ-1000-6823-5</p> <p>FQ-1000-6826-8</p>
	<p>Fiber Closure BPEO-S2-BDP Branch distribution point for up to one express cable and 16 branch cables Organizer holds up to 28 splice trays</p> <p>Fiber Closure BPEO-S3-BDP Branch distribution point for up to one express cable and 16 branch cables Organizer holds up to 48 splice trays</p>	<p>FQ-1000-6824-3</p> <p>FQ-1000-6827-6</p>

BPEO Splice Trays Selection Guide


The type of splice technology used (fusion or mechanical) and whether planar light circuit (PLC) splitters are required will help determine which BPEO splice tray should be selected.

- Compact trays are 5 mm in height and occupy one slot in the fiber organizer.
- Standard trays are 10 mm in height and occupy two slots.
- All BPEO splice trays accept heat-shrink fusion splice protectors of 2.4 mm O x 45 mm or 2.4 mm x 60 mm (after shrinkage).

For example, Fiber Closure BPEO size 1 is equipped with a 12-slot fiber organizer. If using a 5 mm tray for 12 fusion splices, the total capacity of the closure will be 144 splices.








Tray	Description	Part Number
	Bi-Zone Compact Trays (For G.657 Fiber)	
	BPEO-BZ-12 Can hold 12 fusion splices in two different zones (1x6 and 1x6)	FQ-1000-8375-4
	BPEO-BZ-16+PLC Can hold 16 fusion splices in two different zones (1x8 and 1x8) and two planar light circuit (PLC) splitters (4 x 4 x 40 mm or 4 x 4 x 50 mm)	UU-0090-5510-2
	BPEO-BZ-24 Can hold 24 fusion splices in two different zones (1x12 and 1x12)	UU-0090-5551-6
	Uni-Zone Compact Trays (For G.652D fiber)	
	BPEO-UZ-12 Can hold 12 fusion splices (1x12)	FQ-1000-6828-4
	BPEO-UZ-1PLC Can hold one PLC splitter (4 x 4 x 40 mm or 4 x 4 x 50 mm) and nine fusion splices (1x9)	FQ-1000-7426-6
	BPEO-UZ-2PLC Can hold two PLC Splitters (4 x 4 x 40 mm or 4 x 4 x 50 mm) and six fusion splices (2x3)	FQ-1000-7947-1
	BPEO-UZ-1SHC Can hold one planar light circuit (PLC) splitter SHC type (4x7x60 mm) and eight fusion splices (1x8)	UU-0090-6556-4
BPEO-UZ-FIBRLOK Can hold six Corning® Fibrlok® splices 2540G (1x6)	FQ-1000-6831-8	
	High-Density Standard Tray (For G.652D fiber)	
	BPEO-HD-24+PLC Can hold 24 fusion splices (3x8) and one planar light circuit (PLC) splitter (4 x 4 x 40 mm or 4 x 4 x 50 mm or 4 x 7 x 50 mm)	FQ-1000-8055-2



Tray	Description	Part Number
	Standard Trays (For G.652D fiber)	
	BPEO-SD-12+PLC Can hold 12 fusion splices (2x6) and one 3M PLC Splitter (4 x 4 x 40 mm or 4 x 4 x 50 mm or 4 x 7 x 50 mm)	FQ-1000-6829-2
	BPEO-SD-UNIVERSAL Can hold any combination between: <ul style="list-style-type: none"> • 12 fusion splices • 12 Corning® Fibrlok® splices 2540G (2x6) • Six Fibrlok splices 2529 (1x6) • 12 PLC splitter (4 x 4 x 40 mm or 4 x 4 x 50 mm or 4 x 7 x 50 mm) • Six PLC splitter (4 x 7 x 50 mm) 	FQ-1000-7437-3
	BPEO-SD-FIBRLOK Can hold 12 Fibrlok splices 2540G (2x6) or six Fibrlok splices 2529 (1x6)	FQ-1000-6830-0
	BPEO-SD-FIBRLOK+ PLC Can hold 10 Fibrlok splices 2540G (2x5) or five Fibrlok splices 2529 (1x5) and one PLC splitter (4 x 4 x 40 mm or 4 x 4 x 50 mm or 4 x 7 x 50 mm)	FQ-1000-6832-6







External Cable Assembly Modules

External cable assembly modules (ECAMs) are mechanical cable entry sealing kits for single ports or double ports (for uncut cable). The kits are supplied completely with assembly tool. Holders and anchors are supplied with the closure.

Type	Description	Quantity	Part Number	For Use With These Fiber Closures BPEO
External Cable Assembly Modules (ECAMs) for Double Cable Entries				
	ECAM D18 Main Body for cables from 6-18 mm diameter	Box of 10 pcs	FQ-1000-8185-7	BPEO-S1.5-FDP-BRANCH
	ECAM D18 Double-Entry Cable Sealing Kit for cables from 6-9 mm diameter	Box of 10 pcs	FQ-1000-8193-1	BPEO-S1.5-FDP-BRANCH
	ECAM D18 Double-Entry Cable Sealing Kit for cables from 9-12 mm diameter	Box of 10 pcs	FQ-1000-8194-9	BPEO-S1.5-FDP-BRANCH
	ECAM D18 Double-Entry Cable Sealing Kit for cables from 12-5 mm diameter	Box of 10 pcs	FQ-1000-8195-6	BPEO-S1.5-FDP-BRANCH
	ECAM D18 Double-Entry Cable Sealing Kit for cables from 15-18 mm diameter	Box of 10 pcs	FQ-1000-8196-4	BPEO-S1.5-FDP-BRANCH
	ECAM D20 Double-Entry Cable Sealing for cables from 5-20 mm diameter	Individual Packaging	FQ-1000-7890-3	BPEO-S1-FDP-EDP BPEO-S1-FDP-CDP BPEO-S2/S3-BDP
	ECAM D27 Double-Entry Cable Sealing for cables from 5-27 mm diameter	Individual Packaging	FQ-1000-7891-1	BPEO-S2-EDP BPEO-S3-EDP BPEO-S2/S3-CDP

Type	Description	Quantity	Part Number	For Use With These Fiber Closures BPEO
External Cable Assembly Modules (ECAMs) for Single-Cable Entries				
	ECAM S7 Single-Entry Cable Sealing for cables from 3-7 mm diameter	Individual Packaging Box of 100 pcs	UU-0030-3009-0 FQ-1000-8422-4	BPEO-S0-FDP-DROP BPEO-S1-FDP-DROP BPEO-S1.5-FDP-DROP
	ECAM S9.5 Single-Entry Cable Sealing for cables from 3.5-9.5 mm diameter	Individual Packaging Box of 60 pcs	UU-0030-2867-5 FQ-1000-8425-7	BPEO-S0-FDP-BRANCH BPEO-S1-FDP-BRANCH BPEO-S1.5-FDP-BRANCH
	ECAM S12 Single-Entry Cable Sealing for cables from 4-12 mm diameter	Individual Packaging	FQ-1000-8355-6	BPEO-S1-FDP-DROP BPEO-S1-EDP BPEO-S1-CDP BPEO-S1.5-FDP-DROP BPEO-S1.5-FDP-BRANCH BPEO-S2/S3-EDP BPEO-S2/S3-BDP
	ECAM S18 Single-Entry Cable Sealing for cables from 5-18 mm diameter	Individual Packaging	FQ-1000-7956-2	BPEO-S1-EOC BPEO-S1-CDP BPEO-S1.5-FDP-BRANCH BPEO-S2/S3-EDP BPEO-S2/S3-CDP
	ECAM FLAT DROP Single-Entry Cable Sealing for SST flat drop cable	Individual Packaging	UU-0095-4206-7	BPEO-S0-FDP-BRANCH BPEO-S1-FDP-BRANCH BPEO-S1.5-FDP-BRANCH

Mounting Brackets

Type	Description	Quantity	Part Number	Application
	Wall/Pole Plastic Bracket for use with Fiber Closures BPEO size 1 and size 1.5	One Pair	UU-0040-1874-1	Pole
	Wall/Pole Plastic Bracket for use with Fiber Closures BPEO size 1 and size 1.5	One Pair	FQ-1000-7590-9	Wall/Manhole
	Wall/Pole Plastic Bracket for use with Fiber Closures BPEO size 2 and size 3	One Pair	FQ-1000-7591-7	Wall/Manhole
	Wall/Pole Plastic Bracket for use with Fiber Closures BPEO size 1 and size 1.5 (compatible with grounding kit)	One Pair	FQ-1000-6834-2	Pole/Wall/Manhole
	Wall/Pole Plastic Bracket for use with Fiber Closures BPEO size 2 and size 3 (compatible with grounding kit)	One Pair	FQ-1000-68367	Pole/Wall/Manhole
	BPEO Grounding Kit Set, 4 Cables (Applicable only if closure is fixed by wall/pole metal bracket)	One Kit	FQ-1000-5144-7	Grounding Toneable Cable

Configuration Table for Fiber Closures BPEO

Part Number	Type of Fiber Closure BPEO	ID for Applicable External Cable Assembly Modules (ECAMs)	Number of Cable Entries (Maximum)	Compatible Cable Entries	Compatible Splice Trays
UU-0093-7226-7	BPEO-SO-FDP-BRANCH 6 SLOTS	FQ-1000-8463-8 FQ-1000-8464-6 FQ-1000-8185-7 FQ-1000-8193-1 FQ-1000-8194-9 FQ-1000-8195-6 FQ-1000-8196-4 FQ-1000-8422-4 or UU-0030-3009-0 FQ-1000-8425-7 or UU-0030-2867-5 UU-0095-6206-7	1 1 1 1 1 1 1 1 1 8 8	Body Double ECAM D18 (from 4 to 6 mm) Cable Entry Kit for D18 (from 4 to 6 mm) Body Double ECAM D18 (from 6 to 18 mm) Cable Entry Kit for D18 (from 6 to 9 mm) Cable Entry Kit for D18 (from 9 to 12 mm) Cable Entry Kit for D18 (from 12 to 15 mm) Cable Entry Kit for D18 (from 15 to 18 mm) Single ECAM S7 (from 3 to 7 mm) Single ECAM S9.5 (from 3.5 to 9.5 mm) Single ECAM-FLAT-DROP (SST)	All cassette types
FQ-1000-8222-8	BPEO-SO-FDP-DROP 4 SLOTS	FQ-1000-8463-8 FQ-1000-8464-6 FQ-1000-8185-7 FQ-1000-8193-1 FQ-1000-8194-9 FQ-1000-8195-6 FQ-1000-8196-4 FQ-1000-8422-4 or UU-0030-3009-0 FQ-1000-8425-7 or UU-0030-2867-5 UU-0095-6206-7	1 1 1 1 1 1 1 1 1 8 8	Body Double ECAM D18 (from 4 to 6 mm) Cable Entry Kit for D18 (from 4 to 6 mm) Body Double ECAM D18 (from 6 to 18 mm) Cable Entry Kit for D18 (from 6 to 9 mm) Cable Entry Kit for D18 (from 9 to 12 mm) Cable Entry Kit for D18 (from 12 to 15 mm) Cable Entry Kit for D18 (from 15 to 18 mm) Single ECAM S7 (from 3 to 7 mm) Single ECAM S9.5 (from 3.5 to 9.5 mm) Single ECAM-FLAT-DROP (SST)	All cassette types
FQ-1000-6818-5	BPEO-S1-EOC 12 SLOTS	FQ-1000-8425-7 A	4	Single ECAM S18 (from 5 to 18 mm)	All cassette types
FQ-1000-6819-3	BPEO-S1-CDP 12 SLOTS	FQ-1000-7890-3 FQ-1000-8425-7	1 2	Double ECAM D20 (from 5 to 20 mm) Single ECAM S18 (from 5 to 18 mm)	All cassette types
FQ-1000-6820-1	BPEO-S1-EDP 12 SLOTS	FQ-1000-7890-3 FQ-1000-8355-6	1 4	Double ECAM D20 (from 5 to 20 mm) Single ECAM S12 (from 4 to 12 mm)	All cassette types
UU-0015-0760-5	BPEO-S1-FDP-BRANCH 12 SLOTS	FQ-1000-8463-8 FQ-1000-8464-6 FQ-1000-8185-7 FQ-1000-8193-1 FQ-1000-8194-9 FQ-1000-8195-6 FQ-1000-7890-3 FQ-1000-8425-7 or UU-0030-2867-5	1 1 1 1 1 1 1 1 10	Body Double ECAM D18 (from 4 to 6 mm) Cable Entry Kit for D18 (from 4 to 6 mm) Body Double ECAM D18 (from 6 to 18 mm) Cable Entry Kit for D18 (from 6 to 9 mm) Cable Entry Kit for D18 (from 9 to 12 mm) Cable Entry Kit for D18 (from 12 to 15 mm) Cable Entry Kit for D18 (from 15 to 18 mm) Single ECAM S9.5 (from 3.5 to 9.5 mm)	All cassette types
FQ-1000-8083-4	BPEO-SO-FDP-DROP 12 SLOTS	FQ-1000-8463-8 FQ-1000-8464-6 FQ-1000-8185-7 FQ-1000-8193-1 FQ-1000-8194-9 FQ-1000-8195-6 FQ-1000-7890-3 FQ-1000-8422-4 or UU-0030-3009-0	1 1 1 1 1 1 1 1 16	Body Double ECAM D18 (from 4 to 6 mm) Cable Entry Kit for D18 (from 4 to 6 mm) Body Double ECAM D18 (from 6 to 18 mm) Cable Entry Kit for D18 (from 6 to 9 mm) Cable Entry Kit for D18 (from 9 to 12 mm) Cable Entry Kit for D18 (from 12 to 15 mm) Cable Entry Kit for D18 (from 15 to 18 mm) Single ECAM S7 (from 3 to 7 mm)	All cassette types
UU-0049-7348-1	BPEO-S1.5-FDP-BRANCH 12 SLOTS	FQ-1000-8463-8 FQ-1000-8464-6 FQ-1000-8185-7 FQ-1000-8193-1 FQ-1000-8194-9 FQ-1000-8195-6 FQ-1000-7890-3 FQ-1000-8425-7 or UU-0030-2867-5 FQ-1000-8425-7	1 1 1 1 1 1 1 1 13 2	Body Double ECAM D18 (from 4 to 6 mm) Cable Entry Kit for D18 (from 4 to 6 mm) Body Double ECAM D18 (from 6 to 18 mm) Cable Entry Kit for D18 (from 6 to 9 mm) Cable Entry Kit for D18 (from 9 to 12 mm) Cable Entry Kit for D18 (from 12 to 15 mm) Cable Entry Kit for D18 (from 15 to 18 mm) Single ECAM S9.5 (from 3.5 to 9.5 mm) Single ECAM S18 (from 5 to 18 mm)	All cassette types
UU-0077-4047-3	BPEO-S1.5-FDP-DROP 12 SLOTS	FQ-1000-8463-8 FQ-1000-8464-6 FQ-1000-8185-7 FQ-1000-8193-1 FQ-1000-8194-9 FQ-1000-8195-6 FQ-1000-7890-3 FQ-1000-8422-4 or UU-0030-3009-0 FQ-1000-8355-6	1 1 1 1 1 1 1 1 25 2	Body Double ECAM D18 (from 4 to 6 mm) Cable Entry Kit for D18 (from 4 to 6 mm) Body Double ECAM D18 (from 6 to 18 mm) Cable Entry Kit for D18 (from 6 to 9 mm) Cable Entry Kit for D18 (from 9 to 12 mm) Cable Entry Kit for D18 (from 12 to 15 mm) Cable Entry Kit for D18 (from 15 to 18 mm) Single ECAM S7 (from 3 to 7 mm) Single ECAM S12 (from 4 to 12 mm)	All cassette types
FQ-1000-6822-7	BPEO-S2-CDP 28 SLOTS	FQ-1000-7891-1 FQ-1000-8425-7	1 6	Double ECAM D27 (from 5 to 27 mm) Single ECAM S18 (from 5 to 18 mm)	All cassette types
FQ-1000-6823-5	BPEO-S2-EDP 28 SLOTS	FQ-1000-7891-1 N721126A or N721198A FQ-1000-8425-7	1 10 2	Double ECAM D27 (from 5 to 27 mm) Single ECAM S12 (from 4 to 12 mm) Single ECAM S18 (from 5 to 18 mm)	All cassette types
FQ-1000-6824-3	BPEO-S2-BDP 28 SLOTS	FQ-1000-7890-3 FQ-1000-8355-6	1 16	Double ECAM D20 (from 5 to 20 mm) Single ECAM S12 (from 4 to 12 mm)	All cassette types
FQ-1000-6825-0	BPEO-S3-CDP 48 SLOTS	FQ-1000-7891-1 FQ-1000-8425-7	1 6	Double ECAM D27 (from 5 to 27 mm) Single ECAM S18 (from 5 to 18 mm)	All cassette types
FQ-1000-6826-8	BPEO-S3-EDP 48 SLOTS	FQ-1000-7891-1 N721126A or N721198A FQ-1000-8425-7	1 10 2	Double ECAM D27 (from 5 to 27 mm) Single ECAM S12 (from 4 to 12 mm) Single ECAM S18 (from 5 to 18 mm)	All cassette types
FQ-1000-6827-6	BPEO-S3-BDP 48 SLOTS	FQ-1000-7890-3 FQ-1000-8355-6	1 16	Double ECAM D20 (from 5 to 20 mm) Single ECAM S12 (from 4 to 12 mm)	All cassette types

Number of Splice Trays (Maximum)	ID for Compatible Wall- or Pole-Mount Bracket	
6 x cassettes 1 slot 3 x cassettes 2 slots	Support integrated in the closure body (Wall/pole)	
4 x cassettes 1 Slot 2 x cassettes 2 Slots	Support integrated in the closure body (Wall/pole)	
12 x cassettes 1 Slot 6 x cassettes 2 Slots	FQ-1000-7590-9 (Wall) UU-0040-1874-1 (Pole)	
12 x cassettes 1 Slot 6 x cassettes 2 Slots	FQ-1000-7590-9 (Wall) UU-0040-1874-1 (Pole)	
12 x cassettes 1 Slot 6 x cassettes 2 Slots	FQ-1000-7590-9 (Wall) UU-0040-1874-1 (Pole)	
12 x cassettes 1 Slot 6 x cassettes 2 Slots	FQ-1000-7590-9 (Wall) UU-0040-1874-1 (Pole)	
12 x cassettes 1 Slot 6 x cassettes 2 Slots	FQ-1000-7590-9 (Wall) UU-0040-1874-1 (Pole)	
12 x cassettes 1 Slot 6 x cassettes 2 Slots	Support integrated in the closure body (Wall) UU-0040-1874-1 (Pole)	
12 x cassettes 1 Slot 6 x cassettes 2 Slots	Support integrated in the closure body (Wall) UU-0040-1874-1 (Pole)	
28 x cassettes 1 Slot 14 x cassettes 2 Slots	FQ-1000-7962-0	
28 x cassettes 1 Slot 14 x cassettes 2 Slots	FQ-1000-7962-0	
28 x cassettes 1 Slot 14 x cassettes 2 Slots	FQ-1000-7962-0	
48 x cassettes 1 Slot 24 x cassettes 2 Slots	FQ-1000-7962-0	
48 x cassettes 1 Slot 24 x cassettes 2 Slots	FQ-1000-7962-0	
48 x cassettes 1 Slot 24 x cassettes 2 Slots	FQ-1000-7962-0	

External Cable Assembly Module Dual/Single Cross Reference

A double entry port can either host 1 dual ECAM or 2 single ECAMs

1 x Dual-Closure Entry Port D27	1 x Double ECAM D27	2 x Single ECAM S18
1 x Dual-Closure Entry Port D20	1 x Double ECAM D20	2 x Single ECAM S12
1 x Dual-Closure Entry Port D18	1 x Double ECAM D18	2 x Single ECAM S12



CORNING

Corning Optical Communications LLC • PO Box 489 • Hickory, NC 28603-0489 USA
800-743-2675 • FAX: 828-325-5060 • International: +1-828-901-5000 • www.corning.com/opcomm

Corning Optical Communications reserves the right to improve, enhance, and modify the features and specifications of Corning Optical Communications products without prior notification. A complete listing of the trademarks of Corning Optical Communications is available at www.corning.com/opcomm/trademarks. All other trademarks are the properties of their respective owners. Corning Optical Communications is ISO 9001 certified. © 2019 Corning Optical Communications. All rights reserved. CRR-917-AEN / March 2019